

# COLORADO BASKETBALL 2005-06



**No. 5 COLORADO BUFFALOES (19-8, 9-7 Big 12)  
vs. No. 12 BAYLOR BEARS (4-11, 4-11 Big 12 )**

**Game #28**

Thursday, March 9, 1:00 p.m. (mountain)  
Big 12 Basketball Championship/Dallas, Texas  
**Arena:** American Airlines Center (20,467)  
**Television:** ESPN U, Altitude Sports & Entertainment (Denver)  
**Announcers:** Fred White, Reid Gettys  
**KKZN Radio 760-AM:** Mark Johnson, Charles Johnson

**2005-06 SCHEDULE**

Date	Opponent	Time
Fri. Nov. 18	UNC WILMINGTON	W, 73-54
Mon. Nov. 21	at Colorado State (FSN RM)	L, 82-83
Sat. Nov. 26	^vs. Saint Mary's (CA) (FSN)	W, 73-54
Tue. Nov. 29	at Penn	W, 78-60
Sat. Dec. 03	CAL POLY	W, 93-75
Wed. Dec. 07	UTAH (FSN)	W, 76-52
Sat. Dec. 17	UC IRVINE	W, 96-80
Tue. Dec. 20	at TCU (FSN)	W, 77-59
Thur. Dec. 22	MERCER	W, 117-74
Sat. Dec. 31	DARTMOUTH	W, 83-65
Tue. Jan. 03	SAVANNAH STATE	W, 116-52
Sat. Jan. 07	*at 15/16 Texas (ESPN+)	L, 64-89
Wed. Jan. 11	*KANSAS (ESPN+)	L, 63-75
Sat. Jan. 14	*at Missouri (ERT)	W, 74-71
Wed. Jan. 18	*BAYLOR	W, 81-48
Sat. Jan. 21	*at Oklahoma St.(ESPN+)	W, 80-78 ot
Wed. Jan. 25	*NEBRASKA (FSN RM)	W, 81-59
Sat. Jan. 28	*KANSAS ST. (FSN RM)	W, 79-75
Sun. Feb. 05	*at Iowa State (ESPN+)	L, 79-96
Wed. Feb. 08	*at Texas A&M (FSN RM)	L, 58-61
Sat. Feb. 11	*TEXAS TECH (ESPN+)	W, 66-64
Wed. Feb. 15	*18/19 OKLAHOMA (ESPN2)	W, 84-75
Sat. Feb. 18	*at Kansas State (ESPN+)	L, 60-72
Wed. Feb. 22	*at Nebraska	L, 77-93
Sat. Feb. 25	*MISSOURI (ESPN+)	W, 78-60
Wed. Mar. 01	*at 19/22 Kansas	L, 54-75
Sat. Mar. 04	*IOWA STATE (FSN RM)	W, 84-82
Thrs. Mar. 09	**vs. (12) Baylor	1 p.m.

^Colorado Classic, Pepsi Center (Denver, Colo.)  
Home Games in **BOLD CAPS**  
\* Big 12 Conference Game  
\*\* American Airlines Center (Dallas, Texas),  
Phillips 66 Big 12 Championships  
(ERT) ESPN Plus  
(FSN RM) Fox Sports Network Rocky Mountain  
Times are MOUNTAIN

**SPORTS INFORMATION**



MBB Contact ..... Andrew R. Green  
Office ..... 303/492-5626  
Fax ..... 303/492-3811  
Email ..... andrew.green@colorado.edu  
Cell ..... 720/470-9780  
Press Row Phone ..... 303/492-1552 or 4381  
Home Arena ..... Coors Events Center (11,064)  
Radio ..... KKZN 760-AM  
.. Mark Johnson (p-b-p), Charles Johnson (analyst)  
Athletic Reception ..... 303/492-7931  
Men's Basketball Office ..... 303/492-6877  
CECC Media Work Room .... 303/492-0713/0710  
Big 12 web page ..... www.Big12sports.com  
Athletic Ticket Office ..... 303/492-8337  
Mailing Address:  
Sports Information  
University of Colorado  
357 UCB (Fieldhouse Annex 50)  
Boulder, CO 80537

**CU vs. BAYLOR:** Colorado leads the head-to-head series with the Bears, 12-5 including an 81-48 win back on Jan. 18 in Boulder. Since the two schools starting playing in the Big 12 Conference, the Buffaloes hold an 8-3 advantage (4-0 in Boulder; 3-2 in Waco; 0-1 neutral). Baylor's lone victory against CU on a neutral court happened at the 2000-01 conference tournament in Kansas City (86-84, overtime). Ironically, it's the last time CU lost in the first round of the tournament. Also, BU's lone conference victory last season came against the Buffs (Jan. 19, 2005, 67-59).

**QUICKLY ON THE BEARS:** Baylor has won two of their last three and are coming off a three-point loss at Oklahoma State. Three of BU's losses in conference play are an average of three points. Baylor will be attempting to be the first school as the No. 12 to knock of a No. 5 team. The last time a low seed upset a high seed was last year when No. 11 Colorado defeated No. 6 Texas in Kansas City.

**FIRST TEAM ALL-BIG 12:** Richard Roby earned his highest honor as a Buffalo being named to the 2005-06 All-Big 12 First Team. Roby is just the fourth CU player to garner Big 12 Conference first team honors since David Harrison during the 2003-04 season (Jaquay Walls, 1999-2000; Chauncey Billups, 1996-97).

**BUFF TIDBITS:** **Richard Roby** has scored 480 points in each of his two seasons and ranks 26th on the CU all-time scoring list with 960 pts. (16.8 ppg., 57 games)...Roby holds the top-six of CU's scoring games (33, 30, 29, 28, 27, 24)...**Glean Eddy** is averaging 9.0 ppg. and is 10-of-12 from the FT line in his last three games...In the last 10 games, Roby (16.5 ppg., 6.0 rpg.), **Chris Copeland** (11.5 ppg., 5.7 rpg.), **Marcus Hall** (10.4 ppg., 4.4 apg.)...Roby has two of CU's three double-doubles (Texas Tech, Utah); **Andy Osborn** has the other (Cal Poly)...Copeland nearly recorded his first double of the season (18 pts. 9 reb.) against ISU on March 4...**TEAM:** CU broke the school 3-point record of 223 set last year with five made against ISU. CU has 227 and counting...CU tied a home best 14-1 record (2002-03 season) in their win over Iowa State on Senior Night...CU made 10 or more 3-pointers in six of their first eight Big 12 games, in their last eight only once (11 at NU)...If CU beats Baylor, they will have 20 wins, only the fourth time that has happened in school history, Coach Patton will own three of them...CU will be playing their second neutral court game of the season, the other was Nov. 26...In the last 10 games, CU is 5-5 (five home wins, five road losses) and have been outscored 75.3-71.9 ppg....CU made a season-high 25 free throws vs. Iowa State.

Team Comparison Averages			<b>COLORADO BUFFALOES</b>		<b>BAYLOR BEARS</b>	
	CU	BU	<b>(19-8, 9-7 BIG 12)</b>		<b>(4-12, 4-12 BIG 12)</b>	
Points	78.7	63.3				
Points Allowed	69.7	73.0				
Scoring Margin	+9.1	-9.7				
Field Goals	28.6	21.6				
Field Goal Att.	64.9	54.1				
Field Goal Pct.	.441	.400				
3-pt Field Goals	8.4	8.1				
3-pt Field Goal Att.	23.6	21.0				
3-pt Field Goal Pct.	.356	.384				
Free Throws	13.1	12.0				
Free Throw Att.	20.0	17.6				
Free Throw Pct.	.654	.681				
Offensive Rebounds	15.9	10.1				
Defensive Rebounds	25.3	21.8				
Total Rebounds	41.3	31.8				
Rebounding Margin	+4.6	-7.4				
Fouls	19.3	19.9				
Assists	17.1	10.9				
Turnovers	14.1	15.4				
Assist/TO Ratio	1.2	0.7				
Turnover Margin	+1.9	-2.7				
Blocks	5.9	4.1				
Steals	8.8	6.2				

Probable Starters						
<b>COLORADO</b>						
Pos	No	Name	Ht	Yr	Hometown	PPG RPG APG
G	5	Jayson Obazuaye	6-2	Sr.	San Jose, Calif.	6.8 3.7 1.4
G	21	Marcus Hall	6-1	Jr.	Houston, Texas	9.3 2.4 4.2
G	23	Richard Roby	6-6	So.	San Bernardino, Calif.	17.8 5.6 2.7
F	15	Chris Copeland	6-8	Sr.	Richmond, Va.	12.3 5.1 1.6
C	33	Julius Ashby	6-9	Sr.	Trinidad & Tobago	4.8 4.6 ^1.2
^ blocks						
<b>BAYLOR</b>						
Pos	No	Name	Ht	Yr	Hometown	PPG RPG APG
G	00	Curtis Jerrells	6-1	Fr.	Austin, Texas	13.1 3.2 3.3
G	14	Aaron Bruce	6-3	So.	Horsham, Victoria	13.0 3.6 3.3
F	20	Tim Bush	6-6	Jr.	New Orleans, La.	3.6 2.8 0.9
F	32	Tommy Swanson	6-10	Sr.	Fort Worth, Texas	6.6 4.6 0.6
C	15	Mamadou Diene	7-0	Fr.	Yeumbeul, Senegal	3.4 5.9 ^2.1
^ blocks						

**CU's 2005-06 Trends...**

	Ovll	H	A	N
vs. non-conference teams	10-1	7-0	2-1	1-0
vs. conference teams	9-7	7-1	2-7	-
CU Plays an opponent .500+	11-6	7-1	3-6	1-0
CU Plays an opponent -.500	7-0	6-0	1-0	-
CU leading an oppt. at half	15-3	12-0	2-3	1-0
CU trailing at the half	2-5	1-1	1-4	-
CU tied at the half	2-0	1-0	1-0	-
CU leading in the last 10:00	15-3	13-0	2-3	1-0
CU tied in the last 10:00	1-0	1-0	-	-
CU trailing in the last 10:00	2-6	1-1	1-5	-
CU leading in the last 5:00	17-0	14-0	2-0	1-0
CU tied in the last 5:00	-	-	-	-
CU trailing in the last 5:00	2-8	0-1	1-7	-
CU leading in the last 2:00	19-0	14-0	2-0	1-0
CU tied in the last 2:00	-	-	-	-
CU trailing in the last 2:00	0-8	0-1	2-7	-
CU shoots 55-59%	1-0	1-0	-	-
CU shoots 50-54%	2-1	2-0	0-1	-
CU shoots 45-50%	6-0	4-0	2-0	-
CU shoots 40-45%	7-2	4-0	2-2	1-0
CU shoots below 39.5%	2-5	2-1	0-4	-
CU shoots 60+ from 3-pt.	1-0	1-0	-	-
CU shoots 50-59%+ from 3-pt.	1-1	-	1-1	-
CU shoots 40-49%+ 3-pt.	4-1	2-1	2-0	-
CU shoots under 39% arc	13-6	11-0	1-6	1-0
CU scores 50-60 points	0-2	-	0-2	-
CU scores 60-69 points	1-3	1-1	0-2	-
CU scores 70-79 points	8-2	4-0	3-2	1-0
CU scores 80-89 points	6-1	5-0	1-1	-
CU scores 90-99 points	2-0	2-0	-	-
CU scores 100+	2-0	2-0	-	-
CU shooting better than oppt.	13-2	9-0	3-2	1-0
From the 3-point arc	12-2	7-1	4-1	1-0
From the free-throw line	12-2	9-0	2-2	1-0
CU FT Shooting 100%	0-1	-	0-1	-
CU FT Shooting 80%+	5-0	4-0	1-0	-
CU FT shooting 70%+	2-0	1-0	1-0	-
CU FT shooting 60+	3-2	1-0	2-2	-
CU FT shooting 50%+	8-4	7-1	0-3	1-0
CU FT shooting under 49%	1-1	1-0	0-1	-
CU has fewer turnovers	13-4	10-1	2-3	1-0
CU has more turnovers	6-3	4-0	2-3	-
CU out-rebounding oppt.	18-3	14-0	3-3	1-0
CU being out-rebounded	1-5	0-1	1-4	-
CU has fewer fouls	12-1	12-0	0-1	-
CU has more fouls	7-7	2-1	4-6	1-0
One Buff in double-digits	-	-	-	-
Two Buffs in double digits	3-5	1-1	1-4	1-0
Three Buffs in double digits	6-0	5-0	1-0	-
Four Buffs in double digits	7-2	5-0	2-2	-
Five Buffs in double digits	1-1	1-0	0-1	-
Six Buffs in double digits	1-0	1-0	-	-
Seven Buffs in double-digits	1-0	1-0	-	-

Roby, a 6-6 guard from San Bernardino, Calif., leads the Buffaloes in numerous categories including points per game (17.8), rebounds (5.6), assists (2.7), steals (2.2), and 3-pointers made (61). He has scored 480 points in each of his two seasons and ranks 26th on the CU all-time scoring list with 960 pts. (16.8 ppg., 57 games). Roby also holds the top-six of CU's scoring games (33, 30, 29, 28, 27, 24) this season.

**LAST TIME vs. THE BEARS:** Richard Roby scored 21 points and Chris Copeland added 17 on four 3-pointers as CU dealt BU its then-17th consecutive, 81-48. Andy Osborn had 12 points for CU. Roby was 8-for-17 shooting, two 3-pointers to go with seven rebounds. Henry Dugat led Baylor with 10 points. Baylor never appeared to be in sync in shooting 25 percent for the game and finishing 10-for-19 at the free throw line.

**CONFERENCE LEADERS:** Marcus Hall remains first in assist-turnover ratio (2.24) for all games played; in conference-only games, Hall finished fourth overall (2.06). As for the team in all games played, the Buffaloes are first in scoring (78.2), rebounds (41.3), blocks (5.85), offensive rebounds (15.9) and 3-pointers made (8.4). In conference-only games, the Buffs were first in blocks (5.9), offensive rebounds (16.3), 3-pointers made (8.5).

**18+ WINNING SEASONS:** In CU's 105-year history of basketball, head coach Ricardo Patton has guided the Buffaloes to six of the school's 11, 18-plus winning seasons. With the post-season tournaments ahead, CU has a chance for their fourth 20-plus winning season (third under Patton).

**SHORT LIST OF TEAM ACCOLADES:** CU's upset of No. 19 Oklahoma in front of a nationally televised audience back on Feb. 15 made it the fourth straight season CU has defeated a nationally ranked opponent at home.

CU was ranked for two weeks as the No. 25 school in the ESPN/USA *Today* Coaches' Poll at the end of January, beginning of Feb. The back-to-back weekly rankings were a team-first since the 1996-97 season.

This season, CU has won 19 games, the eighth time in the school's 105-year history this feat was accomplished.

CU matched their best home record for wins in a season with 14 set back in 2002-03 (14-1).

CU has broken the school record for made 3-pointers in a season surpassing last year's mark of 223. Entering the Big 12 Tournament they have 227.

CU started the season 10-1 and during that stretch won nine straight. The 10-1 start matches the 1978-79 season, 26 years ago, and the 1968-69 seasons, 36 years ago.

CU beat Oklahoma State 80-78 back on Jan. 21 for the Buffaloes first win at Gallagher-Iba Arena since Jan. 12, 1980, a stretch of 20 games. CU also hadn't won at Missouri since the 1996-

**CU in The Big 12 Basketball Championship (1996-2005)****2004-05**

March 10, 2005 - First Round  
(11) Colorado 81, (6) Texas 69  
Kemper Arena, Kansas City, Mo.

March 11, 2005 - Quarterfinals  
(3) Oklahoma State 87, (11) Colorado 85  
Kemper Arena, Kansas City, Mo.

**2003-04**

March 12, 2004 - Quarterfinals  
(5) Texas Tech 79, (4) Colorado 69  
American Airlines Center, Dallas, Texas

**2002-03**

March 13, 2003 - First Round  
(6) Colorado 77, (11) Kansas State 76  
American Airlines Center, Dallas, Texas

March 14, 2003 - Quarterfinals  
(3) Oklahoma 74, (6) Colorado 58  
American Airlines Center, Dallas, Texas

**2001-02**

March 7, 2002 - First Round  
(9) Colorado 67, (8) Nebraska 60  
Kemper Arena, Kansas City, Mo.

March 8, 2002 - Quarterfinals  
(1) Kansas 102, (9) Colorado 73  
Kemper Arena, Kansas City, Mo.

**2000-01**

March 8, 2001 - First Round  
(8) Baylor 86, (9) Colorado 84 (OT)  
Kemper Arena, Kansas City, Mo.

**1999-2000**

March 9, 2000 - First Round  
(7) Colorado 79, (10) Texas A&M 53  
Kemper Arena, Kansas City, Mo.

March 10, 2000 - Quarterfinals  
(1) Texas 78, (7) Colorado 35  
Kemper Arena, Kansas City, Mo.

**1998-99**

March 4, 1999 - First Round  
(8) Colorado 69, (9) Iowa State 61  
Kemper Arena, Kansas City, Mo.

March 5, 1999 - Quarterfinals  
(1) Texas 82, (8) Colorado 76  
Kemper Arena, Kansas City, Mo.

**1997-98**

March 5, 1998 - First Round  
(8) Kansas State 75, (9) Colorado 61  
Kemper Arena, Kansas City, Mo.

**1996-97**

March 3, 1997 - Quarterfinals  
(6) Oklahoma 55, (3) Colorado 41  
Kemper Arena, Kansas City, Mo.

**CU in the 1st Round:** 5-2

**CU in the Quarterfinals:** 0-7

**Record at the Conference Tournament**

**CU vs. the field**

Baylor	0-1	1-2 (.333): American Airlines Center (Dallas, Texas)
Iowa State	1-0	
Kansas State	1-1	
Kansas	0-1	4-7 (.364): Kemper Arena (Kansas City, Mo.)
Nebraska	1-0	
Oklahoma	0-2	
Oklahoma State	0-1	
Texas	1-2	as the Higher Seed: 3-2
Texas A&M	1-0	as the Lower Seed: 2-7
Texas Tech	0-1	

### Numerical Roster

No.	Player	Pos.	Ht.	Wt.	Cl.	Exp	Hometown
1	EDDY, Glean	F	6-6	215	Sr.	3L	Nashville, Tenn.
2	BOIDOCK, Billy	G	6-0	155	Sr.	3L	Dallas, Texas
3	CARDER, Kyle	F	6-5	185	Fr.	HS	Joplin, Mo.
4	OSBORN, Andy	F	6-9	230	Sr.	1L	Longmont, Colo.
5	OBZUAYE, Jayson	G	6-2	205	Sr.	3L	San Jose, Calif.
10	SENGER, Scott	F	6-7	225	Sr.	3L	Louisville, Colo.
11	COLEMAN, Dominique	G	6-3	185	Jr.	TR	Oakland, Calif.
12	FREEMAN, Martane	F	6-7	200	Sr.	1L	Kansas City, Mo.
15	COPELAND, Chris	F	6-8	235	Sr.	3L	Richmond, Va.
21	HALL, Marcus	PG	6-1	180	Jr.	2L	Houston, Texas
23	ROBY, Richard	G	6-6	195	So.	1L	San Bernardino, Calif.
25	WILLIAMS, Calvin	F	6-7	210	Fr.	HS	Memphis, Tenn.
30	ARRINGTON, Lamont	F/C	6-11	220	Sr.	1L	Detroit, Mich.
31	#JACKSON-WILSON, Jermyl	F	6-5	220	So.	TR	Milwaukee, Wis.
32	KING-STOCKTON, Marcus	F	6-9	230	So.	1L	Denver, Colo.
33	ASHBY, Julius	F/C	6-9	235	Sr.	1L	Trinidad and Tobago
35	PERKOWSKI, Chase	G	6-2	190	Fr.	HS	San Juan Capistrano, Calif.
42	McGEE, Antoine	PG	5-10	185	Sr.	3L	Moreno Valley, Calif.

**Head Coach:** Ricardo Patton (Belmont '80) - 10th season  
**Asst. Coach:** Paul Graham (North Texas State '74) - 3rd season  
**Asst. Coach:** John Anderson (Stillman College '80) - 1st season  
**Asst. Coach:** Mike Frink (Colorado '67) - 1st season  
**Director of Basketball Operations:** Will Smith (Colorado 2000) - 2nd season  
*# ineligible, sophomore transfer, Ohio State, sits out all of the 2005-06 season*

### SCHOOL INFORMATION

Location	Boulder, Colo.
Population/Founded	103,216/1876
Enrollment	27,151
Colors	Silver, Black, Gold
Nickname	Buffaloes (Buffs)
Mascot	Ralphie IV, the Buffalo
Arena	Coors Events Center (11,064)
Elevation	5,345
NCAA Affiliation/Conference	Division I/Big 12
President	Hank Brown (Colorado '61)
Chancellor	Dr. Phil DiStefano (Ohio State '68)
Vice Chancellor Student Affairs	Ron Stump
	(Northern Michigan '69)
Provost	Susan Avery (Michigan State '72)
Faculty Representative	David Clough
	Case Institute of Technology ('68)
Director of Athletics	Mike Bohn (Kansas '83)
Web Site	www.CUbuffs.com
Big 12 web page	www.Big12sports.com
Athletic Department	303/492-7931
Ticket Office	303/492-8337

### HISTORY

First Year of Basketball	1901-02
All-Time Record	1,084-1,032 (.512)
Games	2,116 games
NCAA Berths	10
NCAA Record	Won 9, Lost 12
	two third place finishes '42 & '55
Last Appearance, Result	2002-03
	(lost to Michigan State in 1st round)
NCAA Appearances	2003, 1997, 1969, 1963, 1962, 1955, 1954, 1946, 1942, 1940
NIT Berths	7
NIT Record	Won 8, Lost 6
	(won NIT in 1940, runner up 1938)
Last NIT Appearance/Result	2003-04
	(lost to at Oregon in 1st round)
Last Conference Title	1968-69 (Big 8)
	- have won conference title eight times, four prior to 1950 Big 8 (1962, 1963, 1969); Big 7 (1955)
Mountain State Conference titles	4
	(1938, 1939, 1940, 1942)

### INSIDE THE NUMBERS

#### CU's record under Patton when they score ...

Overall ... '05-06	118-23 ..... 11-1
Holding oppt. under 70	118-23 ..... 11-1
CU Scoring 30-39	0-1 .....
40-49 points	0-2 .....
50-59 points	1-28 .....
60-69 points	30-45 .....
70-79 points	58-41 .....
80-89 points	55-17 .....
90-99 points	19-3 .....
Over 100 points	13-0 .....

#### 1995-2006 Margin of Victory/Losses

1-2 points	15-12 .....
3-5 points	18-21 .....
6-9 points	28-23 .....
10-14 points	30-32 .....
15-19 points	37-25 .....
20-29 points	32-15 .....
30 points +	16-9 .....
	176-137

97 season and only the second time in Columbia since Jan. 15, 1973, a span of 32 games.

During the conference play from Jan. 14-Jan. 28, the Buffs won five consecutive conference games for the first time since the 1996-97 season. It was their best start to a conference season since 1996-97. The 5-2 mark is the 14th time CU has started 5-2 or better in league play in 59 years.

### ON THE ROAD vs. RANKED SCHOOLS:

The Buffs defeated a ranked team on the road in January, 1997 at Texas Tech (77-70). Since then the Buffaloes are 0-23 on the road against ranked schools which includes losses to Texas Tech (2001), Texas Tech (2002), Texas Tech (2003), Texas Tech (2004), Texas Tech (2005), Texas Tech (2006), Texas Tech (2007), Texas Tech (2008), Texas Tech (2009), Texas Tech (2010), Texas Tech (2011), Texas Tech (2012), Texas Tech (2013), Texas Tech (2014), Texas Tech (2015), Texas Tech (2016), Texas Tech (2017), Texas Tech (2018), Texas Tech (2019), Texas Tech (2020), Texas Tech (2021), Texas Tech (2022), Texas Tech (2023), Texas Tech (2024), Texas Tech (2025), Texas Tech (2026), Texas Tech (2027), Texas Tech (2028), Texas Tech (2029), Texas Tech (2030).

**FROM THE HOME OFFICE:** Here are some interesting facts from Rob Carolla at the conference office:

- 96 - Big 12 Conference Games Played in 2005-06
- 47 - Games Decided by 10 Points or less (49.0%)
- 36 - Games Decided by 5 Points or less (37.5%)
- 10 - Games Decided By Exactly 3 Points
- 14 - Games Decided By Exactly 2 Points
- 9 - Games Decided By Exactly 1 Point

Oklahoma is the first team in Big 12 history (1996-97 to present) to play in four straight one-point games (conference or non-conference). In fact, no squad in Big 12 history has had three consecutive one-point contests.

### MOST ONE-POINT GAMES IN A SEASON

- (1996-97 to present; through March 8)
- 7 - Oklahoma, 2005-06 (7 league games)
- 5 - Nebraska, 2000-01 (3 non-league games, 2 league games)

**STEPPING UP:** Seniors Jayson Obazuaye (15 pts.) and Glean Eddy (11 pts.) notched Big 12 season highs in the home win over Mizzou helping CU rally from their biggest deficit of the season (15 points). It's Eddy's third straight game with scoring double-digits after netting 10 at Nebraska and adding 12 in the home season finale against Iowa State (8-of-9 from the FT line).

**HALL OF FAME:** Marcus King-Stockton dished out a season high 25 assists in 25 minutes against Missouri in the home opener. He returned to the game when he suffered a dislocated ankle. With 283 assists in his career, King-Stockton placed an CU's all-time career assist record behind Chauncey Billups (289). If he finishes his career at roughly the same

rate next season, he has a good chance to move into the top five before his career is finished.

**ROBY BITS:** A career 74 percent free throw shooter, Richard Roby has been clutch from the line as of late. In his past seven conference games (since Texas A&M), he is a combined 37-of-41 (.902) from the charity stripe. His improved scoring output from the line has helped to offset his shooting slump from behind the three-point arc. In the past seven games (including KU), Roby has shot just 10-of-51 (.196) from the three-point line...on the other end of the court, Roby has continued to reek havoc on opposing ball-handlers.

### CU DURING THE PATTON 10 YEARS

Year	PPG	FG %	3-Pt. %	FT %	W's
2005-06	78.7	.441	.356	.654	19
2004-05	71.6	.435	.353	.629	14
2003-04	74.2	.464	.372	.621	18
2002-03	75.2	.443	.326	.669	20
2001-02	79.7	.453	.357	.677	15
2000-01	<b>80.6</b>	.460	.359	<b>.715</b>	15
1999-00	75.2	.426	.339	.686	18
1998-99	73.1	.414	.344	.702	18
1997-98	71.4	.404	.346	.688	13
1996-97	73.1	.420	.362	.681	<b>22</b>

**FIRST BASKET SCORED:** Down 13-0 with 13 minutes or so at Texas A&M on Feb. 8 had me thinking, "is this the longest CU has started the game without a basket? Yes. Here's the game-by-game of the season with the time of basket and who scored.

Date	Game	Time of First Made FG	Points in 1st Half
11/18/05	vs. UNC Wilmington	17:21 – Obazuaye lay-up	29
11/21/05	at Colorado State	19:55 – Osborn 3-pointer	43
11/26/05	vs. Saint Mary's	18:36 – Copeland lay-up	40
11/29/05	at Penn	19:54 – Obazuaye lay-up	37
12/03/05	vs. Cal Poly	<b>19:56</b> – Obazuaye lay-up	45
12/07/05	vs. Utah	15:31 – Hall 3-pointer	33
12/17/05	vs. UC Irvine	19:08 – Hall 3-pointer	47
12/20/05	at TCU	19:07 – Roby lay-up	36
12/22/05	vs. Mercer	19:51 – Osborn 3-pointer	65
12/31/05	vs. Dartmouth	19:19 – Obazuaye lay-up	41
01/03/06	vs. Savannah State	19:55 – Obazuaye lay-up	67
01/07/06	at Texas	15:35 – Osborn jumper	24
01/11/06	vs. Kansas	19:54 – Obazuaye lay-up	27
01/14/06	at Missouri	19:15 – Copeland jumper	30
01/18/06	vs. Baylor	19:21 – Copeland jumper	36
01/21/06	at Oklahoma State	17:53 – Roby 3-pointer	29
01/25/06	vs. Nebraska	15:11 – Roby jumper	27
01/28/06	vs. Kansas State	19:15 – Hall 3-pointer	35
02/05/06	at Iowa State	19:42 – Freeman jumper	35
02/08/06	at Texas A&M	<b>13:24</b> – Hall 3-pointer	26
02/11/06	vs. Texas Tech	19:40 – Osborn 3-pointer	30
02/15/06	vs. Oklahoma	18:47 – Copeland 3-pointer	35
02/18/06	at Kansas State	18:01 – Roby 3-pointer	30
02/22/06	at Nebraska	19:56 – Obazuaye lay-up	23
02/25/06	vs. Missouri	19:10 – Ashby jumper	34
03/01/06	at Kansas	16:57 – Obazuaye lay-up	15
03/04/06	vs. Iowa State	18:33 – Copeland 3-pointer	46

dlers. He had five steals against the Tigers—all in the first half. He has recorded two or more swipes in his last six of the eight games (ISU, at KU), and in 16 of 27 overall this season.

**BIG 12 LEADERS:** Marcus Hall still leads the conference (all games) in assist-turnover ratio (2.29) and is CU's lone leader in any category. In all games played, CU ranks first in scoring (78.5), offensive rebounding (15.9), and 3-pointers made (8.8). In conference-only games, the Buffs are first in 3-pointers made (8.7), blocks (5.8), and offensive rebounding (16.3).

**FREE THROWS WHEN IT COUNTS:** For most of the season, CU's not very good from the charity stripe (12 - all games, 11th in conference all games). Here's CU at the free throw line with the game on the line with five and two minutes remaining:

**With 2-5 minutes to play...**

Chris Copeland	5-5	1.000
Marcus Hall	3-3	1.000
Julius Ashby	1-1	1.000
Martane Freeman	14-18	.778
Dominique Coleman	4-6	.667
Richard Roby	9-14	.643
Calvin Williams	3-6	.500
Antoine McGee	1-2	.500
Scott Senger	1-2	.500
Jayson Obazuaye	1-4	.250
Lamont Arrington	0-1	.000

**last 2 minutes remaining ...**

Glean Eddy	8-10	.800
Andy Osborn	3-4	.750
Marcus Hall	8-11	.727
Chris Copeland	6-9	.667
Dominique Coleman	4-6	.667
Martane Freeman	4-7	.571
Julius Ashby	1-2	.500
Richard Roby	7-15	.467
Calvin Williams	1-3	.333
Jayson Obazuaye	1-4	.250

**Overtime**

Richard Roby	0-1	.000
--------------	-----	------

**STREAKS, RUNS, TRENDS:** Marcus Hall has at least five or more assists in 12 games; two or more steals in 10 games; two of more treys in nine games; and 50 percent of FGs made in nine games. Richard Roby has had seven or more rebounds in 11 games; made 50 percent of his shots in 10 games; three treys made in 10 games; four or more assists (seven games), three or more steals (10 games) and has at least three rebounds in 26 of 27 games (at KSU);

- Andy Osborn has made a three-pointer in his last 21 of 23 games 0-for-5 vs. Mizzou, and 24 of 27 overall;

- Chris Copeland has blocked a shot in 18 of 27 games;

- Marcus King-Stockton has at least one rebound in 25 of 27 games;

Double-digit scoring	'05-06	Career
Richard Roby	24	51
Chris Copeland	17	37
Marcus Hall	13	32
Jayson Obazuaye	8	29
Andy Osborn	10	21
Glean Eddy	3	14
Julius Ashby	3	10
Dominique Coleman	5	5
Martane Freeman	8	8
Kyle Carder	1	1
Antoine McGee	-	1
Scott Senger	-	1
Marcus King-Stockton	-	1

**30+ Point Games**

Richard Roby	2	3
--------------	---	---

**20+ Point Games**

Richard Roby	10	18
Chris Copeland	3	6
Marcus Hall	-	5
Martane Freeman	1	1

**15+ Point Games**

Richard Roby	17	34
Chris Copeland	12	21
Marcus Hall	5	13
Andy Osborn	2	6
Jayson Obazuaye	3	10
Martane Freeman	4	4
Julius Ashby	1	2
Glean Eddy	1	1

**15+ Rebounds**

Julius Ashby	-	1
Richard Roby	1	1

**10+ Rebound Games**

Julius Ashby	1	4
Chris Copeland	-	6
Richard Roby	2	4
Glean Eddy	-	3
Andy Osborn	1	2
Marcus King-Stockton	1	1

**10+ Assist Games**

Marcus Hall	-	1
Antoine McGee	-	1

**8+ Assist Games**

Marcus Hall	2	6
Antoine McGee	-	1

**6+ Blocked Shot Games**

Julius Ashby	-	1
--------------	---	---

**6+ Steals**

Richard Roby	1	1
--------------	---	---

**4+ Blocked Shot Games**

Julius Ashby	-	2
Chris Copeland	1	1
Glean Eddy	-	1
Richard Roby	1	1

- Julius Ashby has at least one rebound in all 19 games he's played in.

**4-POINT PLAYS:** There have been two 4-point plays and one failed attempt at a 4-point play (missed free throw). Here they are:

vs. St. Mary's (Nov. 26): 8:03 (1st Half), Richard Roby 3-Pointer, Assisted by Copeland. Roby Made Free Throw.

vs. Oklahoma (Feb. 15): 16:15 (2nd Half), Richard Roby 3-Pointer, Assisted by Copeland. Roby Made Free Throw.

Failed attempt at 4-point play: at TCU (Dec. 20): 11:23 (1st Half), Richard Roby 3-Pointer, Assisted by Senger. MISSED Free Throw.

**ROBY—RHYMES WITH KOBE:** Co-Big 12 Player-of-the-Week (Jan. 16-22) Richard Roby was coming off the best three-game stretch of his career. His 81 points (27.0 ppg) over the last three games (Baylor 21 pts., at OSU 27 pts., NU 30 pts.) was easily his best scoring output of his career over

**Big 12 Specialty Teams:** The 10<sup>th</sup> annual specialty teams are selected by a panel of sportswriters who regularly cover the conference.

**All-Freshman (tie in voting)**

A.J. Abrams, Texas  
Mario Chalmers, Kansas  
Curtis Jerrells, Baylor  
Brandon Rush, Kansas  
Jamel White, Nebraska  
Julian Wright, Kansas

**All-Newcomer (transfer)**

Mario Boggan, Oklahoma State  
David Hoskins, Kansas State  
Torre Johnson, Oklahoma State  
Mike Neal, Oklahoma  
Anatanas Kalaliaskas, Texas A&M

**All-Defense (tie in voting)**

LaMarcus Aldridge, Texas  
Mario Chalmers, Kansas  
Marcus Dove, Oklahoma State  
Daniel Gibson, Texas  
Russell Robinson, Kansas  
Curtis Stinson, Iowa State

**All-Reserve**

A.J. Abrams, Texas  
Torre Johnson, Oklahoma State  
**Martane Freeman, Colorado**  
Michael Neal, Oklahoma  
Jamel White, Nebraska

**All-Underrated**

Brad Buckman, Texas  
Rahshon Clark, Iowa State  
Dominique Kirk, Texas A&M  
Kenton Paulino, Texas  
Wes Wilkerson, Nebraska

**All-Improved**

LaMarcus Aldridge, Texas  
Thomas Gardner, Missouri  
Aleks Maric, Nebraska  
Cartier Martin, Kansas State  
David Monds, Oklahoma State

**2005-06 STARTING LINEUPS**

Games	G	G	G	F	F	W-L
UNC WILMINGTON	Coleman	Obazuaye	Roby	Copeland	Osborn	1-0
at Colorado State	Coleman	Obazuaye	Roby	Copeland	Osborn	1-1
vs. Saint Mary's	Hall	Obazuaye	Roby	Copeland	Osborn	1-0
at Penn	Hall	Obazuaye	Roby	Copeland	Osborn	2-0
CAL POLY	Hall	Obazuaye	Roby	Copeland	Osborn	3-0
UTAH	Hall	Obazuaye	Roby	Copeland	Osborn	4-0
UC IRVINE	Hall	Obazuaye	Roby	Copeland	Osborn	5-0
at TCU	Hall	Obazuaye	Roby	Copeland	Osborn	6-0
MERCER	Hall	Obazuaye	Roby	Copeland	Osborn	7-0
DARTMOUTH	Hall	Obazuaye	Roby	Copeland	Osborn	8-0
SAVANNAH STATE	Hall	Obazuaye	Roby	Copeland	Osborn	9-0
at Texas	Hall	Obazuaye	Roby	Copeland	Osborn	9-1
KANSAS	Hall	Obazuaye	Roby	Copeland	Osborn	9-2
at Missouri	McGee	Freeman	Roby	Copeland	Ashby	1-0
BAYLOR	McGee	Freeman	Roby	Copeland	Ashby	2-0
at Oklahoma State	McGee	Obazuaye	Roby	Copeland	Ashby	1-0
NEBRASKA	McGee	Obazuaye	Roby	Copeland	Ashby	2-0
KANSAS STATE	Hall	Freeman	Roby	Copeland	Ashby	1-0
at Iowa State	Hall	Freeman	Roby	Copeland	Ashby	1-1
at Texas A&M	Hall	Osborn	Roby	Copeland	Ashby	0-1
TEXAS TECH	Hall	Osborn	Roby	Obazuaye	King-Stockton	1-0
OKLAHOMA	Hall	Obazuaye	Roby	Copeland	King-Stockton	1-0
at Kansas State	Hall	Obazuaye	Roby	Copeland	King-Stockton	1-1
at Nebraska	Hall	Obazuaye	Roby	Copeland	Ashby	0-1
MISSOURI	Hall	Obazuaye	Roby	Copeland	Ashby	1-1
at Kansas	Hall	Obazuaye	Roby	Copeland	Ashby	1-2
IOWA STATE	McGee	Boidock	Senger	Eddy	Arrington	1-0

a three-game span. Just for kicks, here's how Roby's numbers over the last three games stack up against Kobe Bryant's historic 81-point effort against the Toronto Raptors on Jan. 23, 2006.

	MIN	FG-A	3FG-A	PTS	R	A	S	B
Kobe	42	28-46	7-13	81	6	2	3	1
Roby	99	31-62	11-23	81	17	6	8	5

**TOP 25 RANKINGS:** Colorado was ranked for two weeks as the No. 25 school in the ESPN/USA Today Coaches Poll. The back-to-back weekly ranking were the first since the 1996-97 season. This week the Buffs received 22 votes in the coaches' poll, while in the AP poll, received 13 votes. Prior to last week, CU last made either poll in 1997 at No. 24 (*Associated Press*). The others were 1969 (#18), 1963 (#10), 1962 (#9) and 1955 (#15).

**CLEANING THE GLASS:** Marcus King-Stockton (career-best 11) and Julius Ashby (season-high 10) performed a CU first this season and the first since last year at Iowa State (Jan. 22, 2005), two players with 10 or more rebounds. Against the Cyclones, Ashby grabbed 13 and Clean Eddy had 11 in CU's 54-52 overtime win in Ames. A CU win in Ames since Feb. 19, 1991.

**GUARDING THE GLASS:** Richard Roby's 15 rebounds against Texas Tech (Feb. 11) were the most in a game by any CU player since Julius Ashby pulled down 17 boards against California on Dec. 7, 2004. In case you're wondering the last time a *guard* had that many rebounds, here you go: Roughly 11 years ago, on March 4, 1995, CU's Donnie Boyce grabbed 18 rebounds in a 70-51 win over Kansas State.

**BIG 12 ROAD WINS:** In eight road conference games, CU has won only two of those. The last time they won at least three Big 12 road games came in 2003-04 (NIT), 2000-2001 (non post-season), and 1996-97 (NCAA Tournament). Here are the highlights of those two wins: Richard Roby scored 27 points, including the decisive basket in overtime as CU beat Oklahoma State 80-78 (Jan. 21). It was the Buffaloes' second Big 12 Conference road win of the season. CU hadn't won at Gallagher-Iba Arena since Jan. 12, 1980, a stretch of 20 games. The Buffs also hadn't won at Missouri since the 1996-97 season and only the second time in Columbia since Jan. 15, 1973 (32 games). Roby scored a career-best 33 points and Chris Copeland hit the last of CU's season-best 13 3-pointers with two-tenths of a second to go, giving the Buffaloes a 74-71 victory.

## 6-6-6

**CU vs. RANKED TEAMS:** Colorado is 1-2 against ranked teams in 2005-06; the win over Oklahoma snapped a three-game losing streak against ranked teams; its last win was 88-79 over No. 23 Texas last February 8 in Boulder. CU last beat a ranked OU team on January 19, 2000, when the Buffs beat the No. 17 Sooners 88-80.

**TALE OF TWO GARDNERS:** Missouri guard Thomas Gardner opened the game 8-of-8 from the field, including 3-of-3 from beyond the arc and 3-3 from the charity stripe for 16 points. After senior forward Glean Eddy entered the game and was assigned to stopping Gardner, he then went 1-of-10 from the field and 0-4 from three-point range, scoring only three points. Eddy finished with a Big 12 season best 13 points and was named the ESPN Plus Defensive Player of the Game.

**RAINING THREE'S:** After topping the 40 percent mark for three-pointers twice in non-conference play (.533 at Penn; .632 vs. Mercer), the Buffs have shot over the mark in five of their 14 conference games. CU has reached double-digit totals in three-point field goals made six of their last 11 conference games. CU performed a school-first with four-straight games with 10 or more since the introduction of the three-point line in the 1986-87 season.

**THE STEAL CURTAIN:** With a conference high 10 steals against the Wildcats (Feb. 18) and Cornhuskers (Jan. 25), CU's season total stands at 237. The single-season record is 285 by the 1994-95 Buffs, led by Keith Higgins (72) and Donnie Boyce (66). Richard Roby (60) who has registered at least one steal in every game this season, capped by his six-steal performance against Oklahoma State (Jan. 21). He averages 2.5 steals-per-game and ranks 10th in season steals at CU with 60.

**CU vs. RANKED TEAMS:** In the last four years at home, CU has defeated at least one nationally team in Boulder. Most recently upsetting No. 19/19 Oklahoma (84-75). Last year, it was No. 23/22 Texas (88-79); in 2003-04, it was No. 22/23 Texas Tech (85-75); and of course the last NCAA Tournament season, 2002-03, the Buffaloes defeated four schools, No. 3/3 Texas (93-80), No. 6/6 Kansas (60-59), No. 20/18 Oklahoma State (68-56), nr/No. 22 Missouri (89-68).

**BETTER FROM THE ARC THAN THE FIELD:** Five times this season (at Texas A&M), CU shot better from the 3-point arc than it did from the rest of the field. The other games were at Penn, Mercer, Kansas, and at Missouri. In fact, only one time the Buffs have shot better from the 3-point arc than the free throw line (Mercer).

**TREY HISTORY:** CU has achieved the school record for treys made in a season. What about the Big 12 Conference record? Here's a look at each year to see how the Buffs did. CU is first in the Big 12.

2005-06:	CU	227 (1st in Big 12)
2004-05:	Texas	243
2003-04:	Texas	227
2002-03:	Baylor	254
2001-02:	Nebraska	267
2000-01:	Missouri	279
1999-00:	Missouri	291
1998-99:	Oklahoma	274
1997-98:	Baylor	217
1996-97:	Baylor	227

**CHAUNCEY:** The Chauncey Kid's Roundup wall graphic is complete in the CECC and officially was acknowledged at the CU-TTU game. Chauncey Billups parents, Faye and Ray Billups, attended and were honored on Chauncey's behalf in the first half of the game (first media timeout). Chauncey donated \$100,000 over four years to the Athletic Department to create a program to provide tickets for children from his native Denver and surrounding communities to attend men's basketball games. The wall graphic is 25' tall by 68' wide.

**MORE BUFF TIDBITS:** Richard Roby has scored double figures in 29 of his 32 career conference games (the other two were nine points, recently seven pts. at Nebraska) ... Roby holds the top six of CU's top scoring games this season (33, 30, 29, 28, 27, 24) ... CU has played with a different starting line up, 10 times (see page 5) ... **Chris Copeland** (411) and **Glean Eddy** (396) career rebounds, 33rd and 36th, respectively in all-time rebounding at CU ... Roby has led CU from the 3-point arc 14 times this season (six shared) ... The Buffaloes have made 10 or more treys in 10 games this season, including the last six of 12 games ... With the return of **Julius Ashby** to the team after being academically ineligible for the fall semester, the Buffaloes resemble what a box of Total cereal looks like, they return 100% of their scoring, 100% rebounding, 100% blocked shots, 100% of everything from a year ago ... CU's nine-game winning streak (Nov. 26-Jan. 3) was the longest in school history since the 1961-62 season when the Buffaloes won 12-straight ... CU has made a 3-pointer in 132-straight games (last time CU they didn't was Jan. 16, 2002, Iowa State, W, 63-61) ... Of the nine national categories kept by the NCAA, Roby leads CU in seven of them. The only exceptions are blocked shots (Copeland) and assists (Hall) ... Against OSU, Roby tied a CU record with six steals in a half (1<sup>st</sup>); his six steals also tied a CU conference high, a first for a CU player in the Big 12; And his six steals, tied five others as a sophomore best ... Before the Texas game (Jan. 7), CU was 10-1 matching their best starts in 1978-79 (26 years ago) and the 1968-69 seasons (36 years ago)...Did you know this season was the fourth time since 1996-97 that CU brought an undefeated home record into the KU game?? In addition to this year, CU was 7-0 in 1996-97; 7-0 in 2001-02; in 1999-2000 was 6-0 -- all four years lost to the visitors; that CU's lone loss at home this year...**CU notes entering BIG 12 play:**

Against UC Irvine, the Buffs placed six players with 10 or more points, a non-conference first since Nov. 22, 2002 (Cal Poly) ... It's also the third time that five or more scored in double-figures (CSU, Cal Poly, Irvine) ... UC Irvine attendance (1,416) lowest since Nov. 24, 2002 (Stetson, 1,093) ... Holding Utah to 16 first-half points was a non-conference school-record low in for opponents in the first 20 minutes ... The Buffs committed only five turnovers against Cal Poly, the least amount since the home win over Texas (Feb. 8) ... The 22 offensive rebounds against Cal Poly matched last year's 22 at Iowa State (Jan. 22) and Kansas (Jan 15) ... **Andy Osborn** recorded his second career double-double at CU, 17 pts., 10 rebounds against Cal Poly (four at Loyola Marymount) ... Roby failed to make a 3-pointer against SSU, ending his streak of 30 games going back to last season ... On page 10, a handful of CU players are moving upward on career school lists ... Seniors **Chris Copeland**, **Glean Eddy**, **Antoine McGee**, and **Jayson Obazuaye** close out their final year in 2005-06. It's also the first senior class under Head Coach **Ricardo Patton** that four players will have played their freshman, sophomore, junior and senior years at CU.

**"LS" INITIALS:** If you notice the "LS" initials on each of the CU player uniforms that's in memory of senior walk-on Scott Senger's mother, Linda died of cancer last July. Scott played at nearby Monarch High School where set the school record for 3-pointers made in a season and most points scored.

**BUFFS PICKED 9TH:** The Big 12 coaches are predicting the Buffs will be a ninth place team in 2005-06. Last season the conference coaches predicted a 10th place finish and were almost correct as CU finished 11th. In its conference history, CU has finished in second place (once), fourth (one), fifth (once), seventh (once), ninth (three times) and 10th (once). Below is the history of the Big 12 coaches' predictions and the Buffs actual finish:

**1996-97:** No Poll done

(CU finished 2nd)

**1997-98:** 9th (CU finished 9th)

**1998-99:** 10th (CU finished 8th)

**1999-00:** 8th (CU finished 7th)

**2000-01:** 7th (CU finished 9th)

**2001-02:** 7th (CU finished 9th)

**2002-03:** 9th (CU finished 5th)

**2003-04:** 6th (CU finished 4th)

**2004-05:** 10th (CU was 11th)

**2005-06:** 9th (CU ??)

- continued on page 9

## FROM THE BOARDS

	Offensive			Defensive			Rebounds		
	CU	Oppt.	+/-	CU	Oppt.	+/-	CU	Oppt.	+/-
<b>UNCW</b>	13	12	+1	23	19	+4	36	31	+5
at Colorado State	15	11	+4	17	17	-	32	28	+4
vs. Saint Mary's	17	12	+5	30	30	-	47	42	+5
at Penn	12	7	+5	38	21	+17	50	28	+22
<b>CAL POLY</b>	22	10	+12	24	23	+1	46	33	+13
<b>UTAH</b>	18	9	+9	23	26	-3	41	35	+6
<b>UC IRVINE</b>	11	3	+8	24	23	+1	35	26	+9
at TCU	11	15	-4	32	21	+11	43	36	+7
<b>MERCER</b>	15	17	-2	32	17	+15	47	34	+13
<b>DARTMOUTH</b>	16	15	+1	32	20	+12	48	35	+13
<b>SAVANNAH ST</b>	19	12	+7	28	18	+10	47	30	+17
at Texas	20	17	+3	20	33	-13	40	50	-10
<b>KANSAS</b>	9	19	-10	19	31	-12	28	50	-22
at Missouri	18	9	+9	13	21	-8	31	30	+1
<b>BAYLOR</b>	22	19	+3	34	20	+14	56	39	+17
at Okla. State	19	18	+1	23	19	+4	38	41	-3
<b>NEBRASKA</b>	14	10	+4	30	25	+5	44	35	+9
<b>KANSAS STATE</b>	16	13	+3	22	22	-	38	35	+3
at Iowa State	16	18	-2	23	28	-5	39	46	-7
at Texas A&M	8	4	+4	24	21	+3	32	25	+7
<b>TEXAS TECH</b>	15	13	+2	36	26	+10	51	39	+12
<b>OKLAHOMA</b>	17	13	+4	24	19	+5	41	32	+9
at Kansas State	15	14	+1	20	24	-4	35	38	-3
at Nebraska	14	14	0	16	37	-21	30	51	-21
<b>MISSOURI</b>	46	38	+8	27	24	+3	19	14	+5
at Kansas	22	11	+11	23	27	-4	45	38	+7
<b>IOWA STATE</b>	17	19	-2	32	27	+5	49	46	+3
<b>TOTALS</b>	<b>457</b>	<b>372</b>	<b>+85</b>	<b>689</b>	<b>639</b>	<b>+50</b>	<b>1088</b>	<b>967</b>	<b>+121</b>
<b>AVERAGES</b>	<b>16.9</b>	<b>13.8</b>	<b>+3.1</b>	<b>25.5</b>	<b>23.7</b>	<b>+1.9</b>	<b>40.3</b>	<b>35.8</b>	<b>+4.5</b>

## SCORING CAMPARISON

	Starters			Bench		
	CU	Oppt.	+/-	CU	Oppt.	+/-
<b>UNCW</b>	63	25	+38	10	29	-19
at Colorado State	49	75	-26	33	8	+25
vs. Saint Mary's	46	43	+3	27	11	+16
at Penn	62	46	+16	16	14	+2
<b>CAL POLY</b>	70	63	+7	23	12	+11
<b>UTAH</b>	54	33	+12	22	19	+3
<b>UC IRVINE</b>	62	66	-4	34	14	+20
at TCU	67	33	+34	10	26	-16
<b>MERCER</b>	50	35	+15	67	39	+28
<b>DARTMOUTH</b>	54	32	+22	29	33	-4
<b>SAVANNAH ST</b>	60	36	+24	56	16	+40
at Texas	38	79	-41	26	10	+16
<b>KANSAS</b>	55	59	-4	8	16	-8
at Missouri	52	58	-6	22	13	+9
<b>BAYLOR</b>	42	26	+16	39	22	+17
at Oklahoma State	42	42	0	38	36	+2
<b>NEBRASKA</b>	49	40	+9	32	19	+13
<b>KANSAS STATE</b>	63	46	+17	16	29	-13
at Iowa State	62	82	-20	17	14	+3
at Texas A&M	50	54	-4	8	7	+1
<b>TEXAS TECH</b>	43	60	-17	23	4	+19
<b>OKLAHOMA</b>	62	59	+3	22	16	+6
at Kansas State	39	57	-18	21	15	+6
at Nebraska	42	72	-30	35	21	+14
<b>MISSOURI</b>	48	52	-4	30	8	+22
at Kansas	37	30	+7	18	45	27
<b>IOWA STATE</b>	20	47	-27	64	35	29
<b>TOTALS</b>	<b>1381</b>	<b>1348</b>	<b>+33</b>	<b>746</b>	<b>531</b>	<b>+215</b>
<b>AVERAGES</b>	<b>51.1</b>	<b>49.9</b>	<b>+1.2</b>	<b>27.6</b>	<b>19.7</b>	<b>+8.0</b>

## 2005-06 SCORING BREAKDOWN

Game	Total	1st	2nd	OT	Starters	Bench	Fr.	So.	Jr.	Sr.
<b>UNC Wilmington</b>	73	29	44	-	63	10	-	16	9	48
at Colorado State	82	43	39	-	49	33	-	14	17	51
Saint Mary's	73	40	33	-	46	27	4	33	12	24
at Penn	78	37	41	-	62	16	-	24	14	40
<b>CAL POLY</b>	93	45	48	-	70	23	4	22	16	51
<b>UTAH</b>	76	33	43	-	54	22	-	23	12	41
<b>UC IRVINE</b>	96	47	49	-	62	34	-	20	27	49
at TCU	77	36	41	-	67	10	-	17	19	41
<b>MERCER</b>	117	65	52	-	50	67	19	8	12	78
<b>DARTMOUTH</b>	83	41	42	-	54	29	2	13	9	59
<b>SAVANNAH ST</b>	116	67	49	-	60	56	3	10	21	82
at Texas	64	24	40	-	38	26	4	14	9	37
<b>KANSAS</b>	63	27	36	-	55	8	-	15	6	42
at Missouri	74	30	44	-	52	22	-	33	11	30
<b>BAYLOR</b>	81	36	45	-	42	39	-	29	12	40
at Oklahoma State	80	39	32	9	42	38	-	27	19	34
<b>NEBRASKA</b>	81	27	54	-	49	32	-	30	20	31
<b>KANSAS STATE</b>	79	35	44	-	63	16	-	21	17	41
at Iowa State	79	35	44	-	62	17	7	10	18	44
at Texas A&M	58	26	32	-	50	8	-	22	16	20
<b>TEXAS TECH</b>	66	30	36	-	43	23	-	17	13	36
<b>OKLAHOMA</b>	84	35	49	-	62	22	6	28	6	44
at Kansas State	60	30	30	-	39	57	-	14	23	23
at Nebraska	77	23	54	-	42	72	-	7	11	59
<b>MISSOURI</b>	78	34	44	-	48	30	-	22	2	54
at Kansas	54	15	39	-	37	15	-	10	12	32
<b>IOWA STATE</b>	84	46	38	-	20	64	-	28	7	49
<b>TOTALS</b>	<b>2126</b>	<b>965</b>	<b>1140</b>	<b>9</b>	<b>1381</b>	<b>816</b>	<b>43</b>	<b>527</b>	<b>360</b>	<b>1180</b>
<b>AVERAGES</b>	<b>78.7</b>	<b>35.7</b>	<b>42.2</b>	<b>9.0</b>	<b>(51.1)</b>	<b>(30.2)</b>	<b>1.6</b>	<b>19.5</b>	<b>13.3</b>	<b>43.7</b>

**10 mini-games:** In a way, college basketball games can be viewed as a series of 10 mini-games, broken up by media timeouts. Here, we break down the Buffaloes and their opponents from one timeout to the next:

	<b>20-16</b>	<b>16-12</b>	<b>12-8</b>	<b>8-4</b>	<b>4-0</b>	<b>HALFTIME</b>	<b>20-16</b>	<b>16-12</b>	<b>12-8</b>	<b>8-4</b>	<b>4-0</b>	<b>OT</b>	<b>FINAL</b>
<b>UNCW</b>	9-7	6-2	4-4	5-8	5-2	<b>29-23</b>	11-9	13-2	7-5	8-5	5-10		<b>W, 73-54</b>
at Colorado State	14-13	6-9	5-7	11-7	7-4	<b>43-40</b>	11-10	10-6	8-10	2-5	8-12		<b>L, 82-83</b>
vs. Saint Mary's	4-7	8-0	13-7	9-8	6-4	<b>40-26</b>	5-9	4-5	5-0	13-8	6-6		<b>W, 73-54</b>
at Penn	14-9	2-11	7-3	6-13	8-1	<b>37-37</b>	9-5	6-4	4-2	13-5	9-7		<b>W, 78-60</b>
<b>CAL POLY</b>	10-10	8-7	13-9	11-8	3-5	<b>45-39</b>	11-8	11-8	13-8	9-4	4-8		<b>W, 93-75</b>
<b>UTAH</b>	3-8	3-2	9-0	8-2	10-4	<b>33-16</b>	5-15	6-0	14-11	7-6	11-4		<b>W, 76-52</b>
<b>UC IRVINE</b>	14-13	11-8	8-4	9-8	3-3	<b>47-36</b>	9-10	8-10	11-8	11-10	10-6		<b>W, 96-80</b>
at TCU	9-2	2-5	8-7	9-6	8-7	<b>36-27</b>	11-6	4-1	13-5	6-14	7-6		<b>W, 77-69</b>
<b>MERCER</b>	22-6	7-5	10-5	16-8	10-5	<b>65-29</b>	18-6	12-11	9-10	8-8	5-10		<b>W, 117-74</b>
<b>DARTMOUTH</b>	16-6	3-4	6-5	4-5	12-4	<b>41-24</b>	12-11	1-8	14-7	13-9	2-6		<b>W, 85-63</b>
<b>SAVANNAH ST</b>	22-4	10-4	16-4	13-2	6-2	<b>67-16</b>	19-7	7-5	13-9	5-6	5-9		<b>W, 116-52</b>
at Texas	2-11	6-2	4-13	4-5	8-12	<b>24-43</b>	9-15	9-6	7-13	6-6	9-6		<b>L, 64-89</b>
<b>KANSAS</b>	8-8	4-8	5-4	5-7	5-2	<b>27-29</b>	8-10	2-7	9-13	5-5	12-11		<b>L, 63-75</b>
at Missouri	8-6	9-11	6-7	5-2	2-9	<b>30-35</b>	9-5	13-7	6-11	6-7	10-6		<b>W, 74-71</b>
<b>BAYLOR</b>	2-6	5-6	10-4	11-2	8-0	<b>36-18</b>	7-9	6-7	11-5	13-6	8-3		<b>W, 81-48</b>
at Oklahoma St.	5-2	4-9	9-6	16-8	5-5	<b>39-30</b>	6-6	0-14	10-7	10-10	6-4	9-7	<b>W, 80-78</b>
<b>NEBRASKA</b>	0-4	5-1	9-2	10-12	3-0	<b>27-19</b>	4-7	13-0	11-13	8-7	18-12		<b>W, 81-59</b>
<b>KANSAS STATE</b>	5-4	15-7	7-7	5-11	3-6	<b>35-35</b>	19-13	2-3	9-11	4-4	10-9		<b>W, 79-75</b>
at Iowa State	18-12	2-4	7-12	6-10	2-7	<b>35-45</b>	5-10	3-8	13-12	7-13	16-8		<b>L, 79-96</b>
at Texas A&M	0-10	7-5	5-0	6-2	7-9	<b>25-26</b>	12-4	5-5	3-8	5-9	8-7		<b>L, 58-61</b>
<b>TEXAS TECH</b>	8-0	11-5	3-10	3-6	5-4	<b>30-25</b>	7-6	4-8	6-8	12-7	7-10		<b>W, 66-64</b>
<b>OKLAHOMA</b>	9-10	5-8	9-9	7-7	5-6	<b>35-40</b>	8-6	10-11	8-1	19-9	4-4		<b>W, 84-75</b>
at Kansas State	5-11	4-8	5-2	11-4	4-1	<b>30-26</b>	9-5	4-10	2-8	0-10	15-14		<b>L, 60-72</b>
at Nebraska	4-8	3-5	0-9	7-6	9-15	<b>23-43</b>	4-8	9-11	15-8	8-11	18-12		<b>L, 77-93</b>
<b>MISSOURI</b>	6-13	5-10	7-5	7-2	9-2	<b>34-32</b>	6-6	13-3	12-3	9-9	4-7		<b>W, 78-60</b>
at Kansas	2-6	1-9	1-2	2-6	9-9	<b>15-32</b>	8-6	9-10	11-7	9-6	2-14		<b>L, 54-75</b>
<b>IOWA STATE</b>	13-10	9-3	2-10	13-2	9-5	<b>46-30</b>	7-18	2-9	6-4	17-7	6-14		<b>W, 84-82</b>
	<b>232-207</b>	<b>161-149</b>	<b>188-157</b>	<b>219-167</b>	<b>177-133</b>	<b>974 - 819</b>	<b>251-230</b>	<b>185-179</b>	<b>250-207</b>	<b>233-206</b>	<b>225-225</b>	<b>9-7</b>	
	<b>8.6-7.7</b>	<b>6.0-5.5</b>	<b>7.0-5.8</b>	<b>8.1-6.2</b>	<b>6.6-4.9</b>	<b>36.1 - 30.3</b>	<b>9.3-8.5</b>	<b>6.9-6.6</b>	<b>9.3-7.7</b>	<b>8.6-7.6</b>	<b>8.3-8.3</b>	<b>9-7</b>	<b>2136 (79.1)</b> <b>1881 (69.7)</b>

**2005-06 Big 12 Coaches Predictions**

1.	Texas (10)	120
2.	Oklahoma (2)	112
3.	Kansas	89
4.	Oklahoma State	84
5.	Texas Tech	80
6.	Iowa State	70
7.	Texas A&M	68
8.	Missouri	48
9.	<b>Colorado</b>	<b>43</b>
10.	Nebraska	40
11.	Kansas State	25
12.	Baylor	13

**TOUGH NON-CONFERENCE?** Do you think CU had an easy non-conference schedule this year, or perhaps it's difficult? In fact, CU ranks smack dab in the middle based on their opponents record last season. Remember, Baylor did not playing a non-conference schedule this season due to NCAA infractions. Texas A&M has the easiest, followed by Nebraska and so on ... Big 12 Conference non-conference schedule

		Pct.	Rec Rec.
1)	Texas A&M	.417	10-1
2)	Nebraska	.433	11-3
3)	Kansas State	.456	9-2
4)	Texas Tech	.504	8-6
5)	Texas	.514	12-2
6)	<b>Colorado</b>	<b>.523</b>	10-1
7)	Iowa State	.534	10-3
8)	Oklahoma	.566	9-2
9)	Kansas	.574	9-4
10)	Oklahoma St.	.581	10-4
11)	Missouri	.599	7-4

**2006-07 National Letters of Intent:** Back in November, Coach Patton announced the 2009-10 incoming class who signed National Letters of Intent. Six student-athletes will be playing their first seasons in Boulder, while another is sitting out the 2005-06 after transferring. He will be eligible next year.

**Kalvin Bay, 6-2, 170-pound, point-guard** (Tempe, Arizona/Marcos de Niza HS)

**Sean Kowal, 6-10, 240-pound, center** (St. Louis, Mo./De Smet Jesuit HS)

**Xavier Silas, 6-4, 205-pound, guard** (Wolfeboro, NH/Brewster Academy [Wolfeboro, N.H.], Stephen F. Austin HS (Austin, Texas))

**Dwight Thorne, 6-3, 205-pound, point guard** (Arlington, Texas/Martin HS)

**Dale Vanwright, 6-6, 200 pound, small forward** (Houston, Texas/Bellaire HS)

**Jeremy Williams, 6-8, 210, small forward** (Memphis, Tenn./Hamilton HS)

**Jermyn Jackson-Wilson, 6-5, 210-pound, forward** (Milwaukee, Wisconsin/Fork Union Military Academy/Rufus King HS) – transfer from Ohio State

**Kalvin Bay (Tempe, Arizona/Marcos de Niza HS)**

- In 2005, Named Player of the Year in the Central Region in Arizona

- Averaged 18 points, 6 rebounds, 8 assists and 2 steals and only 1 turnover through 32 games

- Had a game high 32 points in two separate games and 18 assists in State Tournament play

- Averaged 21 points per game in the State Tournament in 2005.

- Has second-highest assists in a single game for his high school (14 in 2004)

- Also has second-highest free throws made in a season for his high school (135 in 2005)

**Sean Kowal (St. Louis, Mo./De Smet Jesuit HS)**

- This season, he leads the Metro Catholic Conference in rebounds per game (7.6 rpg)

- Also 6<sup>th</sup> in scoring in the conference (10.3 ppg)

- Last season, averaged 8ppg and 6rpg

**Xavier Silas (Wolfeboro NH/Brewster Academy [Wolfeboro, N.H.]**

- At senior year in Austin, TX, averaged 23.7 points per game and 8.4 rpg

- First-Team All-Region and First Team All-Central Texas honors

- Austin Runnin' Maroons MVP his junior and senior year

- Son of James Silas, former all-star guard for the San Antonio Spurs

**Dwight Thorne (Arlington, Texas/Martin HS)**

- Rated the 20<sup>th</sup> best player in Texas

- Averaged 15 ppg his junior year (2004)

- This year, averaging top-10 in points, rebounds, and assists in district 7-5A (17.4 ppg (3<sup>rd</sup>); 6.8 rpg (8<sup>th</sup>); 4.7 apg (4<sup>th</sup>))

**Dale Vanwright (Houston, Texas/Bellaire HS)**

- Rated the 14<sup>th</sup> best player in Texas

- Rated the 28<sup>th</sup> best small forward in the nation

- Came close to averaging a double-double his sophomore year (10 ppg, 9rpg)

- Through this season, averaging 20.5 ppg.

- Leads his team in rebounds and steals per game (7.8 rpg and 3.9 spg respectively)

**Jeremy Williams (Memphis, Tenn./Hamilton HS):**

- one of five finalists for Tennessee Mr. Basketball

- Rated the 9<sup>th</sup> best player in Tennessee

- Averaged a double-double his junior year (20 ppg, 10 rpg)

- So far this year, Williams is 5<sup>th</sup> in scoring in his district (16AAA) with slight under 17 ppg (approx. 16.95)

**All-time at Colorado**

**CAREER SCORING**

Player	G	Pts.	Avg.	Seas.
1. Donnie Boyce	106	1995	18.8	1991-95
10. Ken Charlton	76	1352	17.8	1961-63
15. Scott Wedman	75	1251	15.0	1972-74
20. Larry Vaculik	106	1084	10.2	1975-78
25. Randy Robinson	108	980	9.1	1988-93
<b>26. Richard Roby</b>	<b>57</b>	<b>960</b>	<b>16.8</b>	<b>2004-pre</b>
<b>43. Chris Copland</b>	<b>110</b>	<b>797</b>	<b>7.3</b>	<b>2002-pre</b>
<b>51. Marcus Hall</b>	<b>85</b>	<b>720</b>	<b>8.5</b>	<b>2003-pre</b>
<b>58. Jayson Obazuaye</b>	<b>113</b>	<b>686</b>	<b>6.1</b>	<b>2002-pre</b>

**SOPHOMORES BY CLASS (Scoring)**

Player	Pts.	Season
1. Cliff Meely	667	1968-69
5. Shaun Vandiver	509	1988-89
<b>6. Richard Roby</b>	<b>480</b>	<b>2005-06</b>

**CAREER REBOUNDING**

Player	Seasons	G	Reb.	Avg.
1. Stephane Pelle	199-03	123	1054	8.6
30. Jacques Tuz	1978-82	104	436	4.2
<b>33. Chris Copeland</b>	<b>2002-pre</b>	<b>110</b>	<b>411</b>	<b>3.7</b>
<b>36. Glean Eddy</b>	<b>2002-pre</b>	<b>117</b>	<b>396</b>	<b>3.4</b>

**CAREER BLOCKS**

Player	G	Blk.	Avg.	Season
1. David Harrison	88	225	2.6	2001-04
2. Ted Allen	83	161	1.9	1991-95
3. Poncho Hodges	55	131	2.4	1991-93
4. Cliff Meely	80	123	1.5	1968-71
5. Donnie Boyce	106	114	1.1	1991-95
6. Rodell Guest	119	98	0.8	1988-91
7. Shaun Vandiver	91	90	1.0	1988-91
<b>8. Chris Copeland</b>	<b>110</b>	<b>85</b>	<b>0.8</b>	<b>2002-pre</b>

**CAREER STEALS**

Player	G	Stl.	Avg.	Season
1. Jay Humphries	112	309	2.8	1980-84
5. Randy Robinson	108	143	1.3	1988-93
10. Stephane Pelle	123	112	0.9	1999-2003
<b>11. 12. Richard Roby</b>	<b>57</b>	<b>108</b>	<b>1.9</b>	<b>2004-pre.</b>

**CAREER GAMES PLAYED**

Player	Seasons	G
1. Stephane Pelle	1999-03	123
Will Smith	1996-00	123
3. Blair Wilson	2000-04	119
Rodell Guest	1987-91	119
Stevie Wise	1987-91	119
<b>7. Glean Eddy</b>	<b>2002-pre</b>	<b>117</b>
<b>8. Antoine McGee</b>	<b>2002-pre.</b>	<b>114</b>

**CAREER ASSISTS**

Player	G	Ast.	Avg.	Seasons
1. Jay Humphries	112	562	5.0	1980-84
2. Mike Reid	108	446	4.1	1982-86
3. Jose Winston	85	440	5.2	1998-01
<b>10. Marcus Hall</b>	<b>85</b>	<b>283</b>	<b>3.3</b>	<b>2003-pre</b>
<b>22. Antoine McGee</b>	<b>114</b>	<b>200</b>	<b>1.8</b>	<b>2002-pre</b>

**CAREER STEALS**

Player	G	Ast.	Avg.	Seasons
1. Jay Humphries	112	309	2.8	1980-84
5. Randy Robinson	108	143	1.3	1988-93
8. Billy Law	61	114	1.9	1991-92
Michael Lee	103	114	1.1	1985-88
10. Stephane Pelle	123	112	0.9	2000-04
11. Toney Ellis	108	110	1.0	1977-90
<b>12. Richard Roby</b>	<b>57</b>	<b>108</b>	<b>1.9</b>	<b>2004-pre</b>

**CAREER GAMES STARTED**

Player	Seasons	G
1. Donnie Boyce	1991-95	105
13. Michel Morandais	2000-04	73
<b>14. Jayson Obazuaye</b>	<b>2002-pre.</b>	<b>69</b>

**MOST CAREER GAMES PLAYED**

**WITHOUT FOULING OUT**

Player	Seasons	G
1. Blair Wilson	2000-04	119
<b>2. Glean Eddy</b>	<b>2002-pre</b>	<b>117</b>
<b>3. Antoine McGee</b>	<b>2002-pre</b>	<b>114</b>

**MOST CAREER MINUTES PLAYED**

**WITHOUT FOULING OUT**

Player	Seasons	G
1. Blair Wilson	2000-04	3234
2. Will Smith	1996-2000	1742
<b>3. Glean Eddy</b>	<b>2002-pre</b>	<b>1673</b>
<b>4. Antoine McGee</b>	<b>2002-pre</b>	<b>1529</b>

**CAREER MINUTES PLAYED**

Player	Seasons	MP
1. Jay Humphries	1980-84	3864
5. Randy Downs	1982-86	3354
10. Mike Reid	1982-86	2699
15. Rodell Guest	1987-91	2411
20. Will Smith	1996-00	2178
21. Nick Mohr	1998-2002	2135
23. Sande Gogart	1991-95	2068
<b>24. Jayson Obazuaye</b>	<b>2002-pre</b>	<b>2020</b>

**2005-06 Game Leaders**

**Points Leader (includes shared)**

Roby	15
Copeland	4
Freeman, Hall	3
Obazuaye	2
Eddy, Osborn	1

**Rebounds Leader (includes shared)**

Roby	7
Osborn	5
Copeland, Eddy, Freeman	3
King-Stockton	3
Hall, Obazuaye, Williams	2
Ashby	1

**Offensive Rebounding (includes shared)**

Freeman	8
King-Stockton	6
Ashby, Copeland, Osborn, Roby	4
Obazuaye	3
Coleman, Senger	2
Eddy, Williams	1

**Defensive Rebounding (includes shared)**

Roby	11
Copeland	5
Osborn	4
Ashby, Eddy, Obazuaye	3
Hall, King-Stockton	2
Coleman, Freeman	1

**3-Pointers Made (includes shared)**

Roby	14
Copeland	9
Osborn	8
Hall	6
Carder, Eddy, Freeman	1

**Assists Leader (includes shared)**

Hall	14
Roby	8
Coleman	3
Copeland, McGee	2
Eddy, Obazuaye, Osborn	1

**Blocks Leaders (includes shared)**

Roby	10
Ashby, Copeland, Osborn	8
Freeman, King-Stockton	4
Arrington, McGee	2
Coleman Eddy, Hall	1
Senger, Williams	1

**Steals Leader (includes shared)**

Roby	14
Freeman	8
Coleman	6
Hall	5
Copeland, Osborn	3
McGee, Obazuaye	2
Ashby, Senger, King-Stockton	1

**Minutes Played (includes shared)**

Roby	14
Hall	10
Copeland	4
Osborn	2
Ashby, Obazuaye	1

**Individual Superlatives****POINTS.....**

33	Roby, Richard at Missouri (1/14/06)
30	Roby, Richard vs. Nebraska (1/25/06)
29	Roby, Richard vs St. Mary's (11/26/05)
28	Roby, Richard vs. Oklahoma (2/15/06)
27	Roby, Richard at Oklahoma State (1/21/06)
24	Roby, Richard, Iowa State (3/4/06)
22	Roby, Richard at Texas A&M (2/8/06)
22	Copeland, Chris vs. Kansas (1/11/06)
22	Roby, Richard at Penn (11/29/05)
20	Freeman, Martane at Texas (1/7/06)
20	Roby, Richard vs. UC Irvine (11/17/05)
20	Copeland, Chris at Penn (11/29/05)
20	Copeland, Chris vs UNCW (11/18/05)

**FIELD GOALS MADE.....**

12	Roby, Richard at Oklahoma State (1/21/06)
11	Roby, Richard vs. Nebraska (1/25/06)
11	Roby, Richard at Missouri (1/14/06)
10	Roby, Richard vs St. Mary's (11/26/05)
9	Roby, Richard vs. Oklahoma (2/15/06)
9	Obazuaye, Jayson vs Mercer (12/22/05)
8	Roby, Richard vs Baylor (1/18/06)
8	Copeland, Chris vs. Kansas (1/11/06)
8	Freeman, Martane at Texas (1/7/06)
7	Obazuaye, Jayson, Missouri (2/25/06)
7	Roby, Richard at Texas A&M (2/8/06)
7	Roby, Richard vs. Kansas State (12/8/06)
7	Obazuaye, Jayson vs. Savannah State (1/3/06)
7	Eddy, Glean vs. Savannah State (1/3/06)
7	Hall, Marcus at TCU (12/20/05)
7	Roby, Richard vs Utah (12/07/05)
7	Roby, Richard vs Cal Poly (12/03/05)
7	Copeland, Chris at Penn (11/29/05)
7	Copeland, Chris at Colorado St (11/21/05)

**FIELD GOAL ATT.....**

24	Roby, Richard at Missouri (1/14/06)
21	Roby, Richard at Oklahoma State (1/21/06)
20	Roby, Richard vs Saint Mary's (11/26/05)
19	Hall, Marcus at Kansas State (2/18/06)
19	Roby, Richard vs. Oklahoma (2/15/06)
18	Roby, Richard, Iowa State (3/4/06)
18	Roby, Richard vs. Kansas (1/11/06)
17	Roby, Richard vs Baylor (1/18/06)
17	Roby, Richard vs Utah (12/07/05)
16	Roby, Richard at Texas A&M (2/8/06)
16	Roby, Richard vs. Nebraska (1/25/06)

**FG PCT (min .700).....**

.900	(9-10) Obazuaye, Jayson vs Mercer (12/22/05)
.875	(7-8) Eddy, Glean vs. Savannah State (1/3/06)
.750	(6-8) Obazuaye, Jayson at TCU (12/20/05)
.750	(6-8) Obazuaye, Jayson vs Cal Poly (12/03/05)
.750	(6-8) Freeman, Martane at Colo. St. (11/21/05)
.700	(7-10) Hall, Marcus vs. Savannah St. (1/3/06)
.700	(7-10) Hall, Marcus at TCU (12/20/05)

**3 PT FG MADE.....**

6	Roby, Richard vs. Nebraska (1/25/06)
6	Roby, Richard at Missouri (1/14/06)
5	Osborn, Andy vs. Savannah State (1/3/06)

**3 PT FG ATTEMPTS.....**

11	Roby, Richard at Missouri (1/14/06)
11	Roby, Richard vs Kansas (12/07/05)
10	Hall, Marcus at Kansas State (2/18/06)

**3-PT FG PCT (min. 5 made).....**

.667	(6-9) Roby, Richard vs. Nebraska (1/25/06)
.556	(5-9) Osborn, Andy vs. Savannah St (1/3/06)
.546	(6-11) Roby, Richard at Missouri (1/14/06)

**FREE THROWS MADE.....**

10	Roby, Richard vs. Texas Tech (2/11/06)
9	Roby, Richard, Iowa State (3/4/06)
8	Eddy, Glean, Iowa State (3/4/06)
8	Copeland, Chris vs. Oklahoma (2/15/06)
8	Roby, Richard at Penn (11/29/05)
8	Copeland, Chris vs UNCW (11/18/05)

**FREE THROW ATT.....**

11	Roby, Richard vs. Texas Tech (2/11/06)
9	Roby, Richard, Iowa State (3/4/06)
9	Eddy, Glean, Iowa State (3/4/06)

9	Copeland, Chris vs. Oklahoma (2/15/06)
9	Freeman, Martane at Iowa State (2/5/06)
9	Coleman, Dominique vs. Nebraska (1/25/06)
9	Copeland, Chris vs Cal Poly (12/03/05)
9	Copeland, Chris vs UNCW (11/18/05)

**FT PCT (min 5 made).....**

1.000	(9-9) Roby, Richard, Iowa State (3/4/06)
1.000	(8-8) Roby, Richard at Penn (11/29/05)
1.000	(5-5) Roby, Richard vs St. Mary's (11/26/05)
.889	(8-9) Copeland, Chris vs. Oklahoma (2/15/06)
.909	(10-11) Roby, Richard vs. Tex. Tech (2/11/06)
.857	(6-7) Copeland, Chris vs. Savannah St (1/3/06)

**REBOUNDS.....**

15	Roby, Richard vs. Texas Tech (2/11/06)
11	King-Stockton, Marcus vs Baylor (1/18/06)
10	King-Stockton, Marcus, Missouri (2/25/06)
10	Roby, Richard vs Utah (12/07/05)
10	Osborn, Andy vs Cal Poly (12/03/05)

**ASSISTS.....**

9	Hall, Marcus, Missouri (2/25/06)
8	Hall, Marcus vs Saint Mary's (11/26/05)
7	Hall, Marcus vs. Kansas State (12/8/06)
7	Coleman, Dominique vs. Nebraska (1/25/06)
7	Coleman, Dominique vs Baylor (1/18/06)
7	Hall, Marcus at Colorado State (11/21/05)

**STEALS.....**

6	Hall, Marcus vs. Oklahoma (2/15/06)
6	Roby, Richard at Oklahoma State (1/21/06)
5	Roby, Richard, Missouri (2/25/06)
5	Roby, Richard vs. Oklahoma (2/15/06)
5	Copeland, Chris vs. Oklahoma (2/15/06)
5	Hall, Marcus vs. Savannah State (1/3/06)
4	Roby, Richard vs. Savannah State (1/3/06)
4	Roby, Richard vs. Dartmouth (12/31/05)
4	Hall, Marcus at Colorado State (11/21/05)

**BLOCKED SHOTS.....**

4	Roby, Richard, Iowa State (3/4/06)
4	Copeland, Chris vs. Kansas State (1/28/06)
3	King-Stockton, Marcus vs. Kansas (1/11/06)
3	Copeland, Chris vs. Savannah State (1/3/06)
3	Osborn, Andy vs Mercer (12/22/05)
3	Senger, Scott vs Mercer (12/22/05)
3	Osborn, Andy at TCU (12/20/05)
3	Osborn, Andy vs UNC Wilmington (11/18/05)

**TURNOVERS.....**

6	Roby, Richard vs. Texas Tech (2/11/06)
6	Copeland, Chris at Texas A&M (2/8/06)
5	Roby, Richard at TCU (12/20/05)
5	Obazuaye, Jayson vs UNCW (11/18/05)

**OPPONENT INDIVIDUAL GAME HIGHS****POINTS.....**

34	Morris, Sean at Colorado State (11/21/05)
27	Randolph, Javon vs Savannah State (1/3/06)
26	Neal, Michael, Oklahoma (2/15/06)
24	Stinson, Curtis, Iowa State (3/4/06)
24	Stinson, Curtis at Iowa State (2/5/06)
24	Clark, Rahshon at Iowa State (2/5/06)
24	Martin, Cartier, Kansas State (12/8/06)
24	Tucker, P.J. at Texas (1/7/06)

**FIELD GOALS MADE.....**

11	Stinson, Curtis at Iowa State (2/5/06)
11	Schraeder, Ross vs. UC Irvine (11/17/05)
10	Martin, Cartier, Kansas State (12/8/06)
10	Morris, Sean at Colorado State (11/21/05)

**FIELD GOAL ATT.....**

22	Jackson, Jarius, Texas Tech (2/11/06)
18	Stinson, Curtis, Iowa State (3/4/06)
18	Everett, Terrell, Oklahoma (2/15/06)
18	Morris, Sean at Colorado State (11/21/05)
17	Law, Acie at Texas A&M (2/8/06)
17	Stinson, Curtis at Iowa State (2/5/06)
17	Tucker, P.J. at Texas (1/7/06)
16	Neal, Michael, Oklahoma (2/15/06)
16	Curry, JamesOn at Oklahoma State (11/21/06)

**FG PCT (min .600).....**

.916	(11-12) Schraeder, Ross UC Irvine (11/17/05)
------	--

.833	(10-12) Martin, Cartier, Kansas State (12/8/06)
.778	(7-9) Stockalper, Derek vs Cal Poly (12/03/05)
.727	(8-11) Moody, Christian vs. Kansas (1/11/06)
.667	(8-12) Johnson, Torre at Okla. State (1/21/06)
.647	(11-17) Stinson, Curtis at Iowa State (2/5/06)
.636	(7-11) McKinney, Jimmy at Mizz (1/14/06)
.615	(8-13) Randolph, Javon vs Savannah St (1/3/06)

**3 PT FG MADE.....**

9	Morris, Sean at Colorado State (11/21/05)
---	---

**3-PT FG ATTEMPTS.....**

16	Morris, Sean at Colorado State (11/21/05)
14	Neal, Michael, Oklahoma (2/15/06)

**3-PT FG PCT (min 3 made).....**

1.00	(3-3) Schraeder, Ross UC Irvine (11/17/05)
.750	(3-4) Stockalper, Derek vs Cal Poly (12/03/05)
.625	(5-8) Martin, Cartier, Kansas State (12/8/06)
.600	(3-5) White, Jamel at Nebraska (2/22/06)
.600	(3-5) Walker, Chris at Texas A&M (2/8/06)
.600	(3-5) Randolph, Javon vs Savannah St (1/3/06)
.500	(3-6) Campbell, Nic UC Irvine (11/17/05)
.429	(3-7) Gardner, Thomas, Missouri (2/25/06)
.375	(3-8) Curry, JamesON at Okla. State (1/21/06)

**FREE THROWS MADE.....**

8	Martin, Cartier at Kansas State (2/18/06)
8	McKinney, Jimmy at Mizzou (1/14/06)
8	Randolph, Javon vs Savannah State (1/3/06)
7	Rush, Brandon vs. Kansas (1/11/06)
7	Aldridge, LaMarcus at Texas (1/7/06)

**FREE THROW ATT.....**

10	McKinney, Jimmy at Mizzou (1/14/06)
10	Danley, Steve at Penn (11/29/05)
9	Randolph, Javon vs Savannah State (1/3/06)

**FT PCT (min 7 made).....**

1.000	(8-8) Martin, Cartier at Kansas State (2/18/06)
1.000	(8-10) McKinney, Jimmy at Mizzou (1/14/06)
.889	(8-9) Randolph, Javon vs Savannah St (1/3/06)
.875	(7-8) Rush, Brandon vs. Kansas (1/11/06)
.857	(6-7) Clark, Rahshon at Iowa State (2/5/06)
.778	(7-9) Aldridge, LaMarcus at Texas (1/7/06)

**REBOUNDS.....**

15	Tucker, P.J. at Texas (1/7/06)
13	Maric, Aleks at Nebraska (2/22/06)
13	Wilkinson, Wes at Nebraska (2/22/06)
14	Clark, Rahshon at Iowa State (2/5/06)
12	Hubalek, Jiri, Iowa State (3/4/06)
12	Stephenson, Gabe vs Cal Poly (12/03/05)
11	Collins, Brett vs Saint Mary's (11/26/05)
10	Martin, Cartier, at Kansas State (2/18/06)
10	Taggart, Shawn at Iowa State (2/5/06)
10	Stinson, Curtis at Iowa State (2/5/06)
10	Dourisseau, Jason vs. Nebraska (1/25/06)
10	Johnson, Torre at Oklahoma State (1/21/06)

**ASSISTS.....**

7	Blalock, Will, Iowa State (3/4/06)
7	Robinson, Russell, at Kansas (3/1/06)
7	Everett, Terrell, Oklahoma (2/15/06)
7	Jackson, Jarius, Texas Tech (2/11/06)
7	Fitzgerald, Aaron UC Irvine (11/17/05)
7	Morris, Micheal at Colorado State (11/21/05)

**STEALS.....**

5	Chalmers, Mario, at Kansas (3/1/06)
5	Martin, Cartier, at Kansas State (2/18/06)
4	Jones, Joseph at Texas A&M (2/8/06)

**BLOCKED SHOTS.....**

4	Maric, Aleks at Nebraska (2/22/06)
3	Wilkinson, Wes at Nebraska (2/22/06)
3	Tayborn, Mario, at Kansas State (2/18/06)
3	Gray, Taj, Oklahoma (2/15/06)
3	Leavitt, Coby vs Cal Poly (12/03/05)
3	Harrison, Michael at Colorado State (11/21/05)

**TURNOVERS.....**

7	Randolph, Javon vs Savannah State (1/3/06)
6	four players with seven



**Head Coach**  
**Ricardo Patton**  
**10th year**

**PATTON YEAR-BY-YEAR**

Overall				Conference		
Season	W-L	Pct.	Post-season	W-L	Pct.	Finish
2005-06	19-8	.704	-	9-7	.563	5th
2004-05	14-15	.483	None	4-12	.250	11th
2003-04	18-11	.621	NIT 1st Round	10-6	.625	4th
2002-03	20-12	.625	NCAA 1st Round	9-7	.563	t-5th
2001-02	15-14	.517	None	5-11	.313	9th
2000-01	15-15	.500	None	5-11	.313	9th
1999-00	18-14	.562	NIT 1st Round	7-9	.438	7th
1998-99	18-15	.545	NIT 2nd Round	7-9	.438	t-7th
1997-98	13-14	.481	None	7-9	.438	t-7th
1996-97	22-10	.688	NCAA 2nd Round	11-5	.688	2nd
1995-96	4-9	.307	None	3-8	.273	8th
<b>Totals</b>	<b>176-137</b>	<b>.562</b>	<b>2 NCAA/3 NIT</b>	<b>76-94</b>	<b>.447</b>	

Patton enters his 10th season with the Buffaloes and ranks second all-time on the school's all-time victories list with 176. He is joined this year by third-year assistant coach **Paul Graham** (North Texas State '74) and first-year coaches, **John Anderson** (Stillman College '80) and **Mike Frink** (Colorado '67) ... Frink, who played basketball at CU from 1963-65, is the only former player to be named as an assistant coach in the school's 104-year history ... Director of Basketball Operations **Will Smith** is in his second year with the Buffs, was Patton's first-ever recruit (1996-2000) ... Smith and former CU Buffs player **Bob Bauers** (1965-67) are tied at No. 53 on the school's all-time scoring list with 721 points. What makes this ironic, Bauers was Smith's scholarship donor when Smith played.

**The Ricardo Patton File**

**Full Name:**

Ricardo Maurice Patton

**Family:** Wife Jennifer,

sons Ricardo, Jr. (16) and Michael (15)

**Birthdate:** Oct. 23, 1958

**Hometown:** Nashville, Tenn.

**High School:** Hume Fogg (Nashville)

**College:** Belmont '80

**Graduate School:** Trevecca Nazarene '89

**Coaching Career:**

**1996-Present**

Head Coach,  
University of Colorado

**1993-96**

Assistant Coach, University of Colorado

**1991-93**

Assistant Coach, Tennessee State

**1990-91**

Assistant Coach, Arkansas-Little Rock

**1988-90**

Assistant Coach,  
Middle Tennessee State

**1986-87**

Head Coach,  
Hillwood High School

**1985-86**

Head Coach,  
Two Rivers Middle School

**PATTON 10-YEAR RESUME AT CU**

- Two NCAA Tournament Appearances (2002-03, 1996-97)
- Three NIT Appearances (2003-04, 1999-2000, 1998-99)
- Two 20-win seasons (20-12, 2002-03; 22-10, 1996-97)
- Two of three schools' 20-win seasons under Patton
- Owns six of CU's 11, 18+ winning seasons
- Only coach to defeat Final Four participants (Kansas and Texas) in 2002-03
- First-ever undefeated 8-0 Big 12 Conference season in 2002-03; One of 22 schools nationally unbeaten at home in conference play in 2002-03
- 14 home wins in 2002-03 are the most in history
- three players named Phillips 66/Big 12 Players of the Week, most of any season in 2002-03
- Victory over No. 3 Texas (Feb. 4, 2004) highest win over a ranked team in 12 years; First time defeated four ranked teams (Kansas, Texas, Missouri, Oklahoma State) in the same year (in both polls) in 2002-03; Highest home attendance average in 20 years (8,995) was set in 2002-03
- Honors:** Summer 2000 - Led Big 12 All-Stars to 5-1 record against teams in Austria; *Basketball Times* West Region Coach of the Year, 1996-97; District 8 Coach of the Year, 1996-97
- Former Players in the Pros:** Chauncey Billups, currently with Detroit; David Harrison, currently with Indiana; Jaquay Walls, selected by Indiana, 2000
- Inside the Numbers**
- Home record of 123-38 record (.764)
- 176 career wins is second all-time in CU history

**Career Win Oppt. Coach Date**

- 1<sup>st</sup> vs. Missouri (Norm Stewart), 106-94  
Jan. 29, 1996
- 25<sup>th</sup> vs. Texas (Tom Penders), 83-60,  
Mar. 1, 1997
- 50<sup>th</sup> vs. Iowa State (Larry Eustachy), 64-44  
Jan. 27, 1999
- 75<sup>th</sup> vs. Texas Tech (James Dickey), 88-67  
Mar. 4, 2000
- 100<sup>th</sup> vs. Iowa State (Larry Eustachy), 63-61  
Jan. 16, 2002
- 125<sup>th</sup> vs. Kansas State (Jim Woolridge), 77-76  
Mar. 13, 2003
- 150<sup>th</sup> vs. Gardner-Webb (Rick Scruggs), 97-88  
Dec. 28, 2004
- 175<sup>th</sup> vs. Missouri (Melvin Watkins), 78-60  
Feb. 25, 2006

**Patton Year-by-Year**

HOME	Overall	Conf.	Non-Conf.
2005-06	14-1	7-1	7-0
2004-05	9-6	2-6	7-0
2003-04	12-3	7-1	5-2
2002-03	14-1	8-0	6-1
2001-02	12-4	4-4	8-0
2000-01	8-7	2-6	6-1
1999-2000	13-3	6-2	7-1
1998-99	13-3	5-3	8-0
1997-98	11-5	5-3	6-2
1996-97	13-1	7-1	6-0
*1995-96	3-4	2-4	1-0
<b>TOTAL</b>	<b>122-38</b>	<b>55-31</b>	<b>67-7</b>

**AWAY Overall Big 12 Non-Conf.**

2005-06	4-7	2-6	2-1
2004-05	4-9	2-6	2-3
2003-04	6-7	3-5	3-2
2002-03	3-9	1-7	2-2
2001-02	2-9	1-7	1-2
2000-01	6-6	3-5	3-1
1999-2000	2-10	1-7	1-3
1998-99	2-9	2-6	0-3
1997-98	2-7	2-6	0-1
1996-97	6-6	4-4	2-2
*1995-96	1-4	1-4	-
<b>TOTAL</b>	<b>38-83</b>	<b>22-63</b>	<b>16-20</b>

**NEUTRAL**

Overall			
2005-06	1-0		
2004-05	1-1		
2003-04	0-1		
2002-03	3-2		
2001-02	1-1		
2000-01	3-3		
1999-2000	0-2		
1998-99	3-3		
1997-98	3-1		
1996-97	1-2		
*1995-96	0-1		
<b>TOTAL</b>	<b>16-17 (.485)</b>		

\*replaced Joe Harrington Jan. 16



**Paul Graham**  
**3rd year**  
**Assistant Coach**



**Mike Frink**  
**1st year**  
**Assistant Coach**



**John Anderson**  
**1st year**  
**Assistant Coach**



**Will Smith, 2nd year**  
**Director of Basketball Operations**



# #1 Glean Eddy

6-6 • 215 • Senior • Forward

Nashville, Tenn./National Christian Academy [Md.]

Majoring in ethnic studies

- Averaging 3.2 points and 2.6 rebounds
- Came off the bench against Missouri (Feb. 25) as a defensive stopper for Thomas Gardner who had been prefect on his first five field goals en route to 16 points early on. After coming into the game, Eddy held Gardner to three points on 1-of-10 shooting the rest of the game, and chipped in 13 points and six rebounds himself.
- Named ESPN Plus Defensive Player of the Game helping CU de-

feat Mizzou

- Scored a career-best 17 points and grabbed nine rebounds against Savannah State (Jan. 3); also netted a best three 3-pointers in 21 minutes
- Big 12 season high five field goals vs. Mizzou; team-best seven rebounds at TCU
- Season-high 18 minutes off the bench four points, two assists, one steal against the Horned Frogs
- Has participated in 117 of a possible 118 during his career (did not play vs. Nebraska) and ranks second overall for most games played (Blair Wilson is first with 119 games) with 1,674 consecutive minutes
- Has 396 career rebounds and ranks 36th in team history

## Game-by-Game Stats

Game	GS	Min	FGs	3FGs	FTs	O-D-Reb	Pf	A	To	BL	ST	Pts
UNC WILMINGTON	-	8	1-1	0-0	1-2	2-0-2	0	0	0	0	0	3
at Colorado State	-	1	0-0	0-0	0-0	0-0-0	0	0	0	0	0	0
vs. Saint Mary's	-	5	1-3	1-2	0-0	1-1-2	0	0	0	0	0	3
at Penn	-	5	0-1	0-1	0-1	1-1-2	1	0	0	0	0	0
CAL POLY	-	7	1-4	0-1	1-2	0-0-0	0	0	0	0	1	3
UTAH	-	8	2-2	1-1	1-1	0-1-1	0	2	0	0	0	6
UC IRVINE	-	6	0-1	0-0	0-0	1-0-1	1	0	1	0	1	0
at TCU	-	18	0-2	0-2	4-4	2-5-7	2	2	3	0	1	4
MERCER	-	12	2-3	1-2	0-0	1-1-2	1	1	1	0	1	5
DARTMOUTH	-	11	0-0	0-0	1-2	1-4-5	1	1	1	1	1	1
SAVANNAH STATE	-	21	7-8	3-4	0-0	2-7-9	0	0	2	0	0	17
at Texas	-	5	0-1	0-1	0-1	0-0-0	2	0	0	1	0	0
KANSAS	-	7	0-0	0-0	0-0	1-0-1	0	1	0	0	0	0
at Missouri	-	1	0-1	0-0	0-1	0-0-0	0	1	0	0	0	0
BAYLOR	-	6	0-1	0-1	0-0	1-3-4	0	1	0	0	0	0
at Oklahoma State	-	5	0-1	0-0	0-0	0-1-1	2	1	1	0	0	0
NEBRASKA	did not play											
KANSAS STATE	-	5	0-3	0-0	0-0	0-0-0	1	1	0	0	0	0
at Iowa State	-	3	0-0	0-0	0-0	0-0-0	1	0	3	1	0	0
at Texas A&M	-	17	2-2	1-1	0-0	1-6-7	2	3	4	0	0	5
TEXAS TECH	-	9	1-3	0-0	1-1	1-0-1	1	1	0	0	0	3
OKLAHOMA	-	3	0-0	0-0	0-0	0-0-0	0	0	0	0	0	0
at Kansas State	-	11	1-1	0-0	0-0	1-3-4	3	0	1	0	0	2
at Nebraska	-	15	0-2	0-1	5-7	1-1-2	0	1	0	0	0	5
MISSOURI	-	23	5-8	1-1	2-2	3-3-6	1	0	0	0	0	13
at Kansas	-	15	1-4	0-0	0-1	2-2-4	0	0	2	0	0	2
IOWA STATE	*	15	2-4	0-1	8-9	2-4-6	2	2	4	0	0	12

## Career Statistics

Year	GP	GS	Min	Avg	FG	FGA	Pct	3FG	3FGA	3Pct	FT	FTA	%	O	D	T	Avg	PF	FO	A	T	BS	ST	TP	Avg
2005-06	26	1	242	9.3	26	56	.464	8	19	.421	24	34	.706	24	43	67	2.6	21	0	18	23	3	5	84	3.2
2004-05	30	9	547	18.2	46	119	.387	4	27	.148	62	83	.747	50	80	130	4.2	49	0	31	42	5	14	158	5.3
2003-04	29	1	455	15.7	44	101	.436	13	38	.342	45	68	.662	40	63	103	3.6	37	0	28	31	6	11	146	5.0
2002-03	32	1	430	13.4	33	92	.359	10	44	.227	37	50	.740	34	62	96	3.0	40	0	13	39	10	13	113	3.5
<b>TOTALS</b>	<b>117</b>	<b>12</b>	<b>1674</b>	<b>14.3</b>	<b>149</b>	<b>368</b>	<b>.405</b>	<b>35</b>	<b>128</b>	<b>.273</b>	<b>168</b>	<b>235</b>	<b>.715</b>	<b>148</b>	<b>248</b>	<b>396</b>	<b>3.4</b>	<b>147</b>	<b>0</b>	<b>90</b>	<b>135</b>	<b>24</b>	<b>43</b>	<b>501</b>	<b>4.3</b>

## Big 12 Statistics

Year	GP	GS	Min	Avg	FG	FGA	Pct	3FG	3FGA	3Pct	FT	FTA	%	O	D	T	Avg	PF	FO	A	T	BS	ST	TP	Avg
2005-06	15	1	140	9.3	12	31	.387	2	6	.333	16	22	.727	13	23	36	2.4	15	0	12	15	2	0	42	2.8
2004-05	16	6	333	20.8	32	75	.427	4	18	.222	33	47	.702	35	49	84	5.3	32	0	20	27	1	7	101	6.3
2003-04	16	0	215	13.4	20	45	.444	9	23	.348	21	32	.656	15	29	44	2.8	16	0	17	14	3	4	69	4.3
2002-03	16	1	266	16.6	19	57	.333	5	29	.172	22	28	.786	21	39	60	3.8	27	0	7	21	8	10	65	4.1
<b>TOTALS</b>	<b>62</b>	<b>8</b>	<b>948</b>	<b>15.3</b>	<b>83</b>	<b>208</b>	<b>.399</b>	<b>20</b>	<b>76</b>	<b>.263</b>	<b>92</b>	<b>129</b>	<b>.713</b>	<b>84</b>	<b>140</b>	<b>224</b>	<b>3.6</b>	<b>89</b>	<b>0</b>	<b>56</b>	<b>77</b>	<b>14</b>	<b>21</b>	<b>277</b>	<b>4.5</b>

## Big 12 Post-Season Statistics

Year	GP	GS	Min	Avg	FG	FGA	Pct	3FG	3FGA	3Pct	FT	FTA	%	O	D	T	Avg	PF	FO	A	T	BS	ST	TP	Avg
2004-05	2	0	17	8.5	0	1	.000	0	1	.000	4	4	1.000	3	1	4	2.0	0	0	1	0	0	1	4	2.0
2003-04	1	0	16	16.0	4	7	.571	2	2	1.00	0	0	.000	2	0	2	2.0	2	0	0	1	0	1	10	10.0
2002-03	2	0	30	15.0	2	4	.500	2	2	1.00	3	4	.750	0	3	3	1.5	2	0	0	1	0	0	9	4.5
<b>TOTALS</b>	<b>5</b>	<b>0</b>	<b>63</b>	<b>12.6</b>	<b>6</b>	<b>12</b>	<b>.500</b>	<b>4</b>	<b>5</b>	<b>.800</b>	<b>7</b>	<b>8</b>	<b>.875</b>	<b>5</b>	<b>4</b>	<b>9</b>	<b>1.8</b>	<b>4</b>	<b>0</b>	<b>1</b>	<b>2</b>	<b>0</b>	<b>2</b>	<b>23</b>	<b>4.6</b>

## Points

Season	17	Savannah State	01/03/06
Career	17	Savannah State	01/03/06
Big 12	13	twice	

## Field Goals

Season	7	Savannah State	01/03/06
Career	7	Savannah State	01/03/06
Big 12	5	four times	

## Field Goal Attempts

Season	8	twice	
Career	12	at Missouri	2/22/05
Big 12	12	at Missouri	2/22/05

## Three-Point Field Goals

Season	3	Savannah State	01/03/06
Career	3	Savannah State	01/03/06
Big 12	2	twice	

## Three-Point Attempts

Season	4	Savannah State	01/03/06
Career	4	four times	
Big 12	4	twice	

## Free Throws

Season	8	Iowa State	3/4/06
Career	10	at Colorado State	12/10/03
Big 12	8	Iowa State	3/4/06

## Free Throw Attempts

Season	9	Iowa State	3/4/06
Career	11	at Colorado State	12/10/03
Big 12	10	Oklahoma	2/25/04

## Offensive Rebounds

Season	3	Missouri	2/25/06
Career	6	twice	
Big 12	6	twice	

## Defensive Rebounds

Season	7	Savannah State	01/03/06
Career	7	Savannah State	01/03/06
Big 12	6	five times	

## Rebounds

Season	9	Savannah State	01/03/06
Career	12	Kansas	1/15/05
Big 12	12	Kansas	1/15/05

## Assists

Season	3	at Texas A&M	2/8/06
Career	5	Oklahoma	2/25/04
Big 12	5	Oklahoma	2/25/04

## Blocked Shots

Season	1	three times	
Career	4	at Missouri	2/1/03
Big 12	4	at Missouri	2/1/03

## Steals

Season	1	five times	
Career	3	at Colorado State	12/10/03
Big 12	2	three times	

## Minutes Played

Season	23	Missouri	2/25/06
Career	33	at Missouri	2/22/05
Big 12	33	at Missouri	2/22/05



**#2 Billy Boidock**  
**6-0 • 160 • Senior • Guard**  
**Dallas, Texas/Bishop Lynch HS**

**2005-06 NOTES:** Played in seven games this season ... Fist collegeite start came on Senior Night against Iowa State playing one minute ... Is a crowd favorite ... Fired up and made a 3-pointer in closing seconds against the Utes (Dec. 7) ... Scores two points with two rebounds against Mercer (Dec. 22) ... One assist against Savannah State (Jan. 3) in three minutes ... One of 10 seniors on this year's team ... Has lettered three seasons as

a walk-on ... Played in 11 games over his four seasons ... Is a mechanical engineering major with an influence in alternative energy and energy management ... Took 19 credit hours during the fall semester.

**Coach Patton says,** "One of my all-time favorite guys; just a joy to be around every day."

**2004-05:** Played in two games, South Dakota State (Feb. 14) and at Missouri (Feb. 22) ... Scored a career-best four points against South Dakota State on two-for-two shooting from the field ... Also collected two steals.

**2003-04:** Played in two home wins over Savannah State (Jan. 8) and Northern Colorado (Jan. 10) ... Saw a total of seven minutes over two games.

Season/Career Highs			
<b>Points</b>			
Career	4	South Dakota State	2/14/05
<b>Rebounds</b>			
Career	1	North Texas	12/23/02
<b>Defensive Rebounds</b>			
Career	1	twice	
<b>Field Goals</b>			
Career	2	South Dakota State	2/14/05
<b>Field Goal Attempts</b>			
Career	2	South Dakota State	2/14/05
<b>Three-Point Attempts</b>			
Career	1	twice	
Big 12	1	twice	
<b>Assists</b>			
Career	1	Savannah State	1/3/06
<b>Steals</b>			
Career	2	twice	
<b>Turnovers</b>			
Career	1	Savannah State	1/8/04
<b>Minutes Played</b>			
Career	5	South Dakota State	2/14/05
Big 12	1	three times	



**#3 Kyle Carder**  
**6-4 • 180 • Freshman • Forward**  
**Joplin, Mo./Joplin HS**

**2005-06:** Has played in four games this season (Savannah State, Mercer, Dartmouth, Cal Poly) ... Scored a career-high 13 points with three 3-pointers (5-of-6 FGs) in 16 minutes against Mercer (Dec. 22) ... Recorded his first collegiate points with 3-pointer against Cal Poly (Dec. 3) ... Also grabbed a rebound in four minutes played against the Mustangs ... Played six minutes against Savannah State (Jan. 3) with a made 3-pointer and one assist.

**Coach Patton says,** "Kyle played on a great high school team and is a great addition to our Class of 2005."

**ACADEMICS:** Is an open option major in Colorado's College of Arts and Sciences ... Interested in business.

**HIGH SCHOOL :** Lettered twice in basketball and once in baseball ... Member of 2003 baseball team that finished second in the state.

**PERSONAL:** Born Odes Kyle Carder on June 9, 1986 in Joplin, Missouri ... Son of Michael and Cyndy Carder ... Older sister, Brett is a junior at the University of Missouri ... Enjoys playing golf in his spare time.



**#35 Chase Perkowski**  
**6-2 • 185 • Freshman • Guard**  
**San Juan Capistrano, Calif.**  
**Santa Margarita Catholic HS**

**2005-06:** Played three minutes against Mercer (Dec. 22) with four points, one rebound ... Played another three minutes against Savannah State (Jan. 3) and one minute against Baylor.

**Coach Patton says,** "Chase played on a terrific high school team; he's a non-scholarship player that has the potential to earn a scholarship in the future."

**ACADEMICS:** Intended college major is business.

**HIGH SCHOOL:** Lettered four years ... Member of a pair of California Interscholastic Federation (CIF) titles ... Junior year also won league title ... Senior season was the starting point guard averaging nine points, seven rebounds, five assists that went 27-5 ... Earned first-team Sera League honors; second team All-C.I.F. ... Junior season averaged seven points a game on a team that went 29-4 ... Also earned scholar athlete award accolades during his senior season.

**PERSONAL:** Born Chase Andrew Perkowski on October 15, 1986 ... Son of Erik and Karen Perkowski ... Is the youngest of four children, has two older brothers, Luke (masters degree at CU) and Alex; sister, Brittney, plays soccer at the United States Air Force Academy; mother played tennis at U.S.C. ... Lists beating high school rival, Mater Dei, ranked No. 23 nationally by scoring 13 points, 10 rebounds, five assists ... Future aspirations include going to law school ... Enjoys surfing and water skiing ... Did not play basketball his sophomore high school year due to knee surgery (out 11 months).



## #4 Andy Osborn

6-9 • 225 • Senior • Forward

Longmont, Colo./Longmont HS

Majoring in sociology with a minor in business

- Starter 15 of 27 games
- Fourth in scoring (8.1) and fourth in rebounding (3.7)
- Third in blocked shots (23), second in 3-pointers made (51), fourth in points scored on team (219)
- Has led CU on the boards five times and once in scoring; ten times with 10 or more points
- Has made a 3-pointer in 23 of 27 games

- Collected his second career double-double at CU with 17 points and 10 rebounds against Cal Poly (Dec. 3)
- Recorded a season-best five 3-pointers against Savannah State (Jan. 3) in only 12 minutes ... Season-best six field goals in home win over Cal Poly.

**2004-05:** Named to the Big 12 All-Newcomer team, a CU first since the 2001-02 season

- Finished the Big 12 (all games) in 3-point field goals made (1.73) and eighth in conference-only treys made (2.00)
- Averaged 8.2 points and 4.4 rebounds in 26 games played with 14 starts
- Started the last 12 games of the season averaging 11.1 points and 5.2 rebounds; Made 29 3-pointers during that span; 45 treys ranked third overall on the team - Five treys against the Cowboys (Jan. 30) was a team-high and helped CU establish 17 for the game, a school record ... First career double-double at CU was 14 points and 10 rebounds in home win over Texas (Feb. 8)

### Game-by-Game Stats

Game	GS	Min	FGs	3FGs	FTs	O-D-Reb	Pf	A	To	BL	ST	Pts
UNC WILMINGTON	*	34	4-10	0-4	2-2	3-5-8	3	1	0	3	3	10
at Colorado State	*	25	4-7	3-6	0-0	0-0-0	4	1	2	0	0	11
vs. Saint Mary's	*	23	1-7	0-4	1-3	1-2-3	1	1	1	0	1	3
at Penn	*	21	3-7	2-4	0-0	0-4-4	3	0	3	0	0	8
CAL POLY	*	32	6-11	4-9	1-2	5-5-10	0	1	1	2	0	17
UTAH	*	24	3-7	1-5	0-0	2-2-4	3	1	2	1	1	7
UC IRVINE	*	29	3-9	1-5	3-4	3-4-7	0	2	0	0	0	10
at TCU	*	16	2-4	2-4	0-0	1-1-2	2	3	0	3	0	6
MERCER	*	10	3-3	2-2	0-0	0-3-3	2	0	0	3	1	8
DARTMOUTH	*	25	5-10	1-5	1-1	1-3-4	2	3	2	1	1	12
SAVANNAH STATE	*	12	5-9	5-9	0-0	1-2-3	0	2	0	1	0	15
at Texas	*	28	2-9	1-6	2-2	2-2-4	4	1	0	1	1	7
KANSAS	*	24	3-7	2-5	1-2	0-4-4	2	1	2	2	0	9
at Missouri	-	21	3-6	2-5	0-0	1-1-2	2	1	1	0	0	8
BAYLOR	-	18	4-8	4-7	0-0	1-1-2	2	0	0	0	1	12
at Oklahoma State	-	26	3-7	3-7	2-2	1-3-4	3	0	1	0	0	11
NEBRASKA	-	23	1-6	1-5	0-0	1-7-8	3	0	0	2	0	3
KANSAS STATE	-	15	1-5	1-5	1-2	0-1-1	2	0	0	0	0	4
at Iowa State	-	19	2-10	2-9	0-0	1-1-2	4	2	0	0	0	6
at Texas A&M	-	24	3-9	3-8	0-0	2-2-4	2	1	1	0	2	9
TEXAS TECH	*	20	3-7	3-5	2-2	1-3-4	2	1	2	1	0	11
OKLAHOMA	-	16	2-5	1-3	0-0	0-3-3	0	0	0	0	1	5
at Kansas State	-	12	1-2	2-2	2-2	2-0-2	1	1	2	1	0	5
at Nebraska	-	21	5-10	4-9	0-0	0-1-1	2	1	0	1	1	14
MISSOURI	-	10	0-5	0-5	0-0	1-1-2	1	1	0	0	0	0
at Kansas	-	13	2-5	2-4	0-0	2-6-8	1	1	0	1	0	6
IOWA STATE	-	6	1-3	0-2	0-0	0-0-0	1	0	0	0	0	2

### Career Statistics

Year	GP	GS	Min	Avg	FG	FGA	Pct	3FG	3FGA	3Pct	FT	FTA	%	O	D	T	Avg	Pf	FO	A	T	BS	ST	TP	Avg
2005-06	27	15	547	20.3	75	188	.399	51	144	.354	18	24	.750	32	67	99	3.7	52	0	26	20	23	12	219	8.1
2004-05	26	14	530	20.4	76	176	.432	45	110	.409	16	23	.696	34	87	121	4.7	67	3	34	30	15	7	213	8.2
<b>TOTALS</b>	<b>53</b>	<b>29</b>	<b>1077</b>	<b>20.3</b>	<b>151</b>	<b>364</b>	<b>.412</b>	<b>96</b>	<b>254</b>	<b>.378</b>	<b>34</b>	<b>47</b>	<b>.723</b>	<b>66</b>	<b>154</b>	<b>220</b>	<b>4.2</b>	<b>119</b>	<b>3</b>	<b>60</b>	<b>50</b>	<b>38</b>	<b>19</b>	<b>432</b>	<b>8.2</b>

### Big 12 Conference Statistics

Year	GP	GS	Min	Avg	FG	FGA	Pct	3FG	3FGA	3Pct	FT	FTA	%	O	D	T	Avg	Pf	FO	A	T	BS	ST	TP	Avg
2005-06	16	4	296	18.5	36	104	.346	30	87	.345	10	12	.833	15	36	51	3.2	32	0	11	9	9	5	112	7.0
2004-05	15	9	355	23.7	51	117	.436	30	71	.423	10	14	.714	25	48	73	4.9	46	3	17	18	9	3	142	9.5
<b>TOTALS</b>	<b>31</b>	<b>13</b>	<b>651</b>	<b>21.0</b>	<b>87</b>	<b>221</b>	<b>.394</b>	<b>60</b>	<b>158</b>	<b>.380</b>	<b>20</b>	<b>26</b>	<b>.769</b>	<b>40</b>	<b>84</b>	<b>124</b>	<b>4.0</b>	<b>78</b>	<b>3</b>	<b>28</b>	<b>27</b>	<b>18</b>	<b>8</b>	<b>254</b>	<b>8.2</b>

### Big 12 Post-Season Statistics

Year	GP	GS	Min	Avg	FG	FGA	Pct	3FG	3FGA	3Pct	FT	FTA	%	O	D	T	Avg	Pf	FO	A	T	BS	ST	TP	Avg
2004-05	2	2	52	26.0	7	16	.438	4	11	.364	5	6	.833	3	10	13	6.5	5	0	1	2	0	0	23	11.5

### Points

Season	17	Cal Poly	12/3/05
Career	*23	at Cal State Northridge	12/19/02
Big 12	19	Oklahoma State	1/30/05

### Field Goals

Season	6	Cal Poly	12/3/05
Career	*9	at Cal State Northridge	12/19/02
Big 12	7	Oklahoma State	1/30/05

### Field Goal Attempts

Season	11	Cal Poly	12/3/05
Career	*15	UC Irvine	11/28/01
Big 12	14	Iowa State	3/5/05

### Three-Point Field Goals

Season	5	Savannah State	1/03/06
Career	*5	four times	
Big 12	5	twice	

### Three-Point Attempts

Season	9	four times	
Career	10	Iowa State	3/5/05
Big 12	10	Iowa State	3/5/05

### Free Throws

Season	3	UC Irvine	12/17/05
Career	*7	twice, recent, at Portland	1/11/03
Big 12	4	Texas	3/10/05

### Free Throw Attempts

Season	4	UC Irvine	12/17/05
Career	*12	at Portland	1/11/03
Big 12	4	Texas	2/8/05, 3/10/05

### Offensive Rebounds

Season	5	Cal Poly	12/3/05
Career	6	Texas	2/8/05
Big 12	6	Texas	2/8/05

### Defensive Rebounds

Season	7	Nebraska	1/25/06
Career	8	at Iowa State	1/22/05
Big 12	8	at Iowa State	1/22/05

### Rebounds

Season	10	Cal Poly	12/3/05
Career	*12	Mississippi State	11/14/01
Big 12	10	Texas	2/8/05

### Assists

Season	3	twice	
Career	*4	5x, recent, Iowa State	3/5/05
Big 12	4	twice	

### Blocked Shots

Season	3	three times	
Career	*3	six times	
Big 12	2	four times	

### Steals

Season	3	UNC Wilmington	11/18/05
Career	3	UNC Wilmington	11/18/05
Big 12	2	at Texas A&M	2/8/06

### Minutes Played

Season	34	UNC Wilmington	11/18/05
Career	*37	at Portland	1/11/03
Big 12	34	Iowa State	3/5/05

\* played his freshman and sophomore years at

Loyola Marymount



**#5 Jayson Obazuaye**  
**6-2 • 205 • Senior • Guard**  
**San Jose, Calif./Andrew Hill HS**

Double majoring in ethnic studies and sociology

- Starter 21 of 27 games
- Sixth in team scoring averaging 6.8 points and fourth in rebounding 3.7
- Has played 113 career games with a team-best 68 starts over four years
- Has started 68 of the last 77 games ... Ranks 24th in minutes played (2,020)

Netted career-high 19 points against Mercer (Dec.22)

- Three times has scored 13 points against at TCU (Dec. 20), UC Irvine (Dec. 17) and Cal Poly (Dec. 3).

**2004-05:** Played in all 30 games with 29 starts ... Averaged 8.9 points, 3.0 rebounds, 1.8 assists; Ranked third in assists (53); Career-best 18 points with seven field goals made against Oklahoma State (March 11) in Big 12 Tournament

- Regular season high 16 points at Missouri (Feb. 22) and 15 points against Kansas State (Feb. 26) that included a career-high seven field goals made ... Season-best five assists against Oklahoma State ... Averaged 8.1 points and 3.0 rebounds in 16 Big 12 games.

**Game-by-Game Stats**

Game	GS	Min	FGs	3FGs	FTs	O-D-Reb	Pf	A	To	BL	ST	Pts
UNC WILMINGTON	*	31	5-10	0-2	2-6	2-5-7	2	3	5	1	2	12
at Colorado State	*	24	3-9	0-1	1-2	2-3-5	5	3	2	0	2	7
vs. Saint Mary's at Penn	*	14	1-5	0-0	1-2	1-3-4	2	0	3	0	0	3
CAL POLY	*	31	2-9	0-1	0-0	2-7-9	2	2	2	0	0	4
UTAH	*	25	6-8	0-0	1-3	3-1-4	0	1	0	1	1	13
UC IRVINE	*	14	1-6	0-0	0-2	2-1-3	0	0	0	0	0	2
at TCU	*	23	6-9	1-2	0-0	1-3-4	5	4	1	0	2	13
MERCER	*	23	6-8	0-0	1-2	2-5-7	2	2	2	0	0	13
DARTMOUTH	*	18	9-11	0-1	1-4	0-4-4	0	3	0	1	0	19
SAVANNAH STATE	*	20	3-5	0-0	3-4	1-2-3	2	2	3	1	2	9
at Texas	*	15	7-10	0-0	1-1	3-1-4	0	2	1	0	0	15
KANSAS	*	18	1-5	1-2	1-2	2-2-4	2	2	1	0	0	4
at Missouri	*	21	1-4	0-0	1-2	1-1-2	3	0	1	0	2	3
BAYLOR	-	11	1-2	0-0	1-2	1-0-1	0	1	1	0	0	3
at Oklahoma State	-	7	2-3	0-0	1-3	2-2-4	0	0	0	0	0	5
NEBRASKA	*	12	0-2	0-0	0-0	2-2-4	0	1	2	0	1	0
KANSAS STATE	*	11	3-4	0-0	2-4	0-2-2	0	0	0	0	0	8
at Iowa State	-	9	0-0	0-0	2-2	0-2-2	2	1	1	0	0	2
at Texas A&M	-	12	1-5	0-2	0-1	0-0-0	3	1	2	0	1	2
TEXAS TECH	-	21	1-2	0-0	1-2	1-1-2	2	0	0	0	0	2
OKLAHOMA	*	14	1-6	0-0	0-0	5-2-7	3	2	1	0	0	2
at Kansas State	*	15	2-5	0-0	0-0	1-1-2	1	1	1	0	0	4
at Nebraska	*	15	3-6	0-0	0-0	1-0-1	0	1	2	0	0	6
MISSOURI	*	21	4-5	1-1	1-4	2-1-3	2	4	1	0	3	10
at Kansas	*	23	7-12	0-0	1-1	2-4-6	4	1	1	0	0	15
IOWA STATE	*	20	1-5	0-1	1-4	2-1-3	2	0	2	0	0	3
	-	13	1-2	0-0	2-2	2-1-3	4	2	2	0	1	4

**Career Statistics**

Year	GP	GS	Min	Avg.	FG	FGA	Pct	3FG	3FGA	3Pct	FT	FTA	%	O	D	T	Avg.	PF	FO	A	T	BS	ST	TP	Avg.
2005-06	27	21	482	17.9	78	158	.494	3	13	.231	25	55	.455	43	57	100	3.7	48	2	39	37	4	17	184	6.8
2004-05	30	29	741	24.7	103	252	.409	12	35	.343	49	110	.445	35	55	90	3.0	48	2	55	45	6	11	267	8.9
2003-04	29	17	511	17.6	64	151	.424	5	19	.263	26	53	.491	23	37	60	2.1	43	0	43	41	0	10	159	5.5
2002-03	27	1	286	10.6	32	77	.416	1	12	.083	14	32	.438	8	19	27	1.0	27	0	14	34	6	8	79	2.9
<b>TOTALS</b>	<b>113</b>	<b>67</b>	<b>2020</b>	<b>17.9</b>	<b>277</b>	<b>638</b>	<b>.434</b>	<b>21</b>	<b>79</b>	<b>.266</b>	<b>114</b>	<b>250</b>	<b>.456</b>	<b>109</b>	<b>168</b>	<b>277</b>	<b>2.5</b>	<b>156</b>	<b>5</b>	<b>151</b>	<b>156</b>	<b>16</b>	<b>46</b>	<b>689</b>	<b>6.1</b>

**Big 12 Conference Statistics**

Year	GP	GS	Min	Avg.	FG	FGA	Pct	3FG	3FGA	3Pct	FT	FTA	%	O	D	T	Avg.	PF	FO	A	T	BS	ST	TP	Avg.
2005-06	16	10	244	15.3	29	68	.426	2	6	.333	14	29	.483	24	22	46	2.9	28	0	17	18	0	8	74	4.6
2004-05	16	16	387	24.2	53	129	.411	4	13	.308	19	47	.404	21	27	48	3.0	28	1	25	25	1	7	129	8.1
2003-04	16	14	306	19.1	36	93	.387	0	5	.000	12	26	.462	12	24	36	2.3	30	0	31	28	0	4	84	5.3
2002-03	14	1	152	10.9	16	40	.400	0	3	.000	6	18	.333	6	13	19	1.4	14	0	9	21	2	5	38	2.7
<b>TOTALS</b>	<b>62</b>	<b>41</b>	<b>1089</b>	<b>17.6</b>	<b>134</b>	<b>330</b>	<b>.406</b>	<b>6</b>	<b>27</b>	<b>.222</b>	<b>51</b>	<b>120</b>	<b>.425</b>	<b>63</b>	<b>86</b>	<b>149</b>	<b>2.4</b>	<b>100</b>	<b>1</b>	<b>82</b>	<b>91</b>	<b>3</b>	<b>24</b>	<b>323</b>	<b>5.2</b>

**Big 12 Post-Season Statistics**

Year	GP	GS	Min	Avg.	FG	FGA	Pct	3FG	3FGA	3Pct	FT	FTA	%	O	D	T	Avg.	PF	FO	A	T	BS	ST	TP	Avg.			
2004-05	2	2	44	22.0	8	17	.471	0	1	.000	4	9	.444	1	3	4	2.0	5	0	5	2	0	1	20	10.0			
2003-04	1	0	17	17.0	3	6	.500	0	0	.000	0	0	.000	0	0	0	0.0	1	0	1	1	0	0	6	6.0			
2002-03	did not play - illness																											
<b>TOTALS</b>	<b>3</b>	<b>2</b>	<b>61</b>	<b>20.3</b>	<b>11</b>	<b>23</b>	<b>.478</b>	<b>0</b>	<b>1</b>	<b>.000</b>	<b>4</b>	<b>9</b>	<b>.444</b>	<b>1</b>	<b>3</b>	<b>4</b>	<b>1.3</b>	<b>6</b>	<b>0</b>	<b>6</b>	<b>3</b>	<b>0</b>	<b>1</b>	<b>26</b>	<b>8.6</b>			

**Points**

Season	19	Mercer	12/22/05
Career	19	Mercer	12/22/05
Big 12	18	Oklahoma State	3/11/05

**Field Goals**

Season	9	Mercer	12/22/05
Career	9	Mercer	12/22/05
Big 12	7	twice	

**Field Goal Attempts**

Season	12	Missouri	2/25/06
Career	14	at Iowa State	1/22/05
Big 12	14	at Iowa State	1/22/05

**Three-Point Field Goals**

Season	1	three times	
Career	3	at Oregon State	12/4/04
Big 12	2	at Missouri	2/22/05

**Three-Point Attempts**

Season	2	four times	
Career	4	twice	
Big 12	2	five times	

**Free Throws**

Season	3	Dartmouth	12/31/05
Career	6	twice	
Big 12	4	twice	

**Free Throw Attempts**

Season	6	UNC Wilmington	11/18/05
Career	11	Northwestern	11/28/04
Big 12	10	at Missouri	2/22/05

**Offensive Rebounds**

Season	5	Texas Tech	2/11/06
Career	5	Texas Tech	2/11/06
Big 12	5	Texas Tech	2/11/06

**Defensive Rebounds**

Season	5	twice	
Career	5	College of Charleston	11/15/04
Big 12	4	four times	

**Rebounds**

Season	9	at Penn	11/29/05
Career	7	UNC Wilmington	11/18/05
Big 12	6	three times	

**Assists**

Season	4	twice	
Career	5	twice	
Big 12	5	twice	

**Blocked Shots**

Season	1	three times	
Career	2	three times	
Big 12	1	three times	

**Steals**

Season	3	at Nebraska	2/22/06
Career	3	at Nebraska	2/22/06
Big 12	3	at Nebraska	2/22/06

**Minutes Played**

Season	31	twice	
Career	39	at Iowa State	1/22/05
Big 12	39	at Iowa State	1/22/05



## #10 Scott Senger

6-7 • 230 • Senior • Forward

Louisville, Colo./Monarch HS

Majoring in business ... 2003-04 All-Big 12

academic first ... Dean's List 2001

- Seen action in 16 of 27 games
- first collegiate start on Senior Night (Iowa State) scoring eight points, four rebounds
- Has 38 points (2.4 ppg) and 31 rebounds (1.9 rpg)
- Grabbed a career-best five rebounds (four offensive)

against Mercer (Dec. 22) and Saint Mary's (Nov. 26)

- Season-best eight points with career-high 15 minutes played against Mercer (Dec. 22)

- Also added career-high in assists (3) and steals (3) against the Bears ...

- Hauled down another five rebounds versus UC Irvine (Dec. 17) and scored four points against UC Irvine

- Scored six points on 3-of-3 shooting in just seven minutes at Kansas

- One of six seniors returning who has played in the CU system the last three years

- Provides depth, strength and game experience in a reserve role

- Sister, Lindsay, a CU junior, plays on the women's golf team.

### Game-by-Game Stats

Game	GS	Min	FGs	3FGs	FTs	O-D-Reb	Pf	A	To	BL	ST	Pts
UNC WILMINGTON	-	2	0-0	0-0	0-0	0-0-0	0	0	0	0	1	0
at Colorado State	did not play											
vs. Saint Mary's	-	10	2-3	0-0	0-0	4-1-5	0	0	0	0	0	4
at Penn	-	8	0-0	0-0	0-0	0-2-2	1	0	0	0	1	0
CAL POLY	-	3	0-1	0-0	0-0	0-0-0	0	0	1	0	0	0
UTAH	-	2	0-0	0-0	0-0	1-0-1	0	0	1	0	0	0
UC IRVINE	-	6	1-4	0-0	2-2	3-2-5	0	1	1	0	0	4
at TCU	-	6	0-0	0-0	2-2	0-1-1	1	1	1	0	0	2
MERCER	-	15	3-4	0-0	2-2	4-1-5	1	3	1	3	3	8
DARTMOUTH	-	8	1-2	0-0	1-2	2-1-3	0	1	0	1	0	3
SAVANNAH STATE	-	11	1-4	0-0	1-4	1-1-2	1	1	1	1	0	3
at Texas	-	1	0-0	0-0	0-0	0-1-1	0	0	0	0	0	0
KANSAS	did not play											
at Missouri	did not play											
BAYLOR	-	1	0-0	0-0	0-0	0-0-0	0	0	1	0	0	0
at Oklahoma State	did not play											
NEBRASKA	did not play											
KANSAS STATE	did not play											
at Iowa State	-	2	0-0	0-0	0-0	0-0-0	0	0	0	0	0	0
at Texas A&M	-	2	0-0	0-0	0-0	0-0-0	0	0	0	0	0	0
TEXAS TECH	did not play											
OKLAHOMA	did not play											
at Kansas State	did not play											
at Nebraska	did not play - illness											
MISSOURI	did not play											
at Kansas	-	7	3-3	0-0	0-0	1-1-2	1	0	0	0	0	6
IOWA STATE	*	12	3-5	0-0	2-2	2-2-4	1	0	1	0	1	8

### Career Statistics

Year	GP	GS	Min	Avg.	FG	FGA	Pct	3FG	3FGA	3Pct	FT	FTA	%	O	D	T	Avg.	PF	FO	A	T	BS	ST	TP	Avg.
2005-06	16	1	96	6.0	14	26	.538	0	0	.000	10	14	.714	18	13	31	1.9	6	0	7	8	5	6	38	2.4
2004-05	14	0	47	3.4	3	6	.500	0	0	.000	0	0	.000	3	5	8	0.6	5	0	1	0	0	3	6	0.4
2003-04	17	0	103	6.1	15	27	.556	0	2	.000	0	3	.000	10	10	20	1.2	13	0	2	2	0	4	30	1.8
2002-03	4	0	5	1.3	2	4	.500	0	1	.000	0	0	.000	0	1	1	0.3	1	0	0	0	0	0	4	1.0
<b>TOTALS</b>	<b>50</b>	<b>1</b>	<b>249</b>	<b>5.0</b>	<b>34</b>	<b>63</b>	<b>.540</b>	<b>0</b>	<b>3</b>	<b>.000</b>	<b>10</b>	<b>17</b>	<b>.588</b>	<b>31</b>	<b>29</b>	<b>60</b>	<b>1.2</b>	<b>25</b>	<b>0</b>	<b>10</b>	<b>10</b>	<b>5</b>	<b>13</b>	<b>78</b>	<b>1.5</b>

### Big 12 Conference Statistics

Year	GP	GS	Min	Avg.	FG	FGA	Pct	3FG	3FGA	3Pct	FT	FTA	%	O	D	T	Avg.	PF	FO	A	T	BS	ST	TP	Avg.
2005-06	6	1	25	4.2	6	8	.750	0	0	.000	2	2	1.000	3	4	7	1.2	2	0	0	2	0	1	14	2.3
2004-05	7	0	26	3.7	1	2	.500	0	0	.000	0	0	.000	1	3	4	0.6	1	0	0	0	0	2	2	0.3
2003-04	9	0	43	4.8	5	11	.455	0	1	.000	0	1	.000	1	5	6	0.7	4	0	1	0	0	3	10	1.1
2002-03	2	0	3	1.5	1	1	1.000	0	0	.000	0	0	.000	0	0	0	0.0	0	0	0	0	0	0	2	1.0
<b>TOTALS</b>	<b>22</b>	<b>1</b>	<b>93</b>	<b>4.2</b>	<b>13</b>	<b>22</b>	<b>.590</b>	<b>0</b>	<b>1</b>	<b>.000</b>	<b>2</b>	<b>3</b>	<b>.666</b>	<b>5</b>	<b>12</b>	<b>15</b>	<b>0.2</b>	<b>7</b>	<b>0</b>	<b>1</b>	<b>2</b>	<b>0</b>	<b>6</b>	<b>28</b>	<b>1.1</b>

### Big 12 Post-Season Statistics

Year	GP	GS	Min	Avg.	FG	FGA	Pct	3FG	3FGA	3Pct	FT	FTA	%	O	D	T	Avg.	PF	FO	A	T	BS	ST	TP	Avg.
2004-05	1	0	1	1.0	0	0	.000	0	0	.000	0	0	.000	0	0	0	0.0	1	0	0	0	0	0	0	0

### Senger's Season/Career Highs

Points	Season	8	twice	Career	12	Northern Colorado	1/10/04	Big 12	8	Iowa State	3/4/06	
<b>Field Goals</b>	Season	3	three times	Career	6	Northern Colorado	1/10/04	Big 12	3	three times		
<b>Field Goal Attempts</b>	Season	5	Iowa State	3/4/06	Career	8	Northern Colorado	1/10/04	Big 12	6	at Missouri	2/10/04
<b>Three-Point Attempts</b>	Season	-		Career	1	twice		Big 12	1	at Missouri	2/10/04	
<b>Free Throws</b>	Season	2	four times	Career	2	UC Irvine	12/17/05	Big 12	2	Iowa State	3/4/06	
<b>Free Throw Attempts</b>	Season	4	Savannah State	1/3/06	Career	4	Savannah State	1/3/06	Big 12	2	Iowa State	3/4/06
<b>Offensive Rebounds</b>	Season	4	twice	Career	4	three times		Big 12	3	at Missouri	2/10/04	
<b>Defensive Rebounds</b>	Season	2	three times	Career	2	seven times		Big 12	2	four times		
<b>Rebounds</b>	Season	5	three times	Career	5	four times		Big 12	4	Iowa State	3/4/06	
<b>Assists</b>	Season	3	Mercer	12/22/05	Career	3	Mercer	12/22/05	Big 12	1	at Kansas	1/25/04
<b>Blocks</b>	Season	3	Mercer	12/22/05	Career	3	Mercer	12/22/05	Big 12	-		
<b>Steals</b>	Season	3	Mercer	12/22/05	Career	3	Mercer	12/22/05	Big 12	1	four times	
<b>Minutes Played</b>	Season	15	Mercer	12/22/05	Career	15	Mercer	12/22/05	Big 12	14	at Missouri	2/22/05



## #11 Dominique Coleman

6-3 • 170

Junior-Transfer • Guard

Oakland, Calif.

Key West HS/Hillsborough JC (Fla.)

Intended college major is psychology ... Also interested in communication.

- Averaging 4.8 points, 2.7 rebounds and 2.1 assists per game

- Third on the team in assists (51)

- Scored a key 11 points off the bench with two 3-pointers in road win at Missouri (Jan. 14)

- Was also 4-of-6 from the field with three offensive rebounds and a season-best six assists against the Tigers

- Contributed 11 points, six rebounds and seven assists off the bench at home against Nebraska

### Coleman's Season/Career Highs

#### Points

Season	14	UNC Wilmington	11/18/05
Big 12	11	at Missouri	1/14/06

#### Field Goals

Season	5	twice	
Big 12	4	at Missouri	1/14/06

#### Field Goal Attempts

Season	10	twice	
Big 12	6	twice	

#### Free Throws

Season	5	Nebraska	1/25/06
Big 12	5	Nebraska	1/25/06

#### Free Throw Attempts

Season	9	Nebraska	1/25/06
Big 12	9	Nebraska	1/25/06

#### Offensive Rebounds

Season	3	three times	
Big 12	3	twice	

#### Defensive Rebounds

Season	5	twice	
Big 12	4	Baylor	1/18/06

#### Rebounds

Season	7	UNC Wilmington	11/18/05
Big 12	6	Nebraska	1/25/06

#### Three-Point Field Goals

Season	2	at Missouri	1/14/06
Big 12	2	at Missouri	1/14/06

#### Three-Point Attempts

Season	3	twice	
Big 12	3	at Missouri	1/14/06

#### Assists

Season	7	twice	
Big 12	7	twice	

#### Blocked Shots

Season	1	three times	
Big 12	1	twice	

#### Steals

Season	4	Savannah State	1/03/06
Big 12	2	twice	

#### Minutes Played

Season	28	UNC Wilmington	11/18/05
Big 12	25	twice	

### Game-by-Game Stats


Game	GS	Min	FGs	3FGs	FTs	O-D-Reb	Pf	A	To	BL	ST	Pts
UNC WILMINGTON	*	28	3-10	0-2	2-2	2-5-7	3	4	4	0	3	7
at Colorado State	*	14	2-4	1-1	0-0	2-0-2	2	3	4	0	0	5
vs. Saint Mary's	-	25	5-10	0-1	0-1	0-4-4	3	2	3	0	2	10
at Penn	-	17	3-4	0-0	0-1	0-4-4	0	1	1	0	1	6
CAL POLY	-	20	2-7	0-3	1-1	1-2-3	1	4	2	0	3	5
UTAH	-	13	1-3	0-2	0-1	0-1-1	3	2	0	0	1	2
UC IRVINE	-	21	5-6	0-1	3-4	1-5-6	0	3	2	0	2	13
at TCU	-	15	1-5	0-2	0-0	3-2-5	3	0	2	0	2	2
MERCER	-	12	2-4	1-2	1-2	0-1-1	0	5	1	0	3	6
DARTMOUTH	-	15	0-1	0-1	0-0	0-3-3	1	1	2	1	1	0
SAVANNAH STATE	-	14	4-4	1-1	1-3	0-0-0	3	1	1	0	4	10
at Texas	-	15	1-5	0-1	0-0	1-0-1	1	0	1	0	0	2
KANSAS	-	5	0-0	0-0	0-0	1-1-2	2	0	0	0	0	0
at Missouri	-	24	4-6	2-3	1-1	3-0-3	0	6	2	0	1	11
BAYLOR	-	25	2-6	0-1	1-2	1-4-5	1	7	0	1	1	5
at Oklahoma State	-	7	1-3	1-3	0-0	0-0-0	2	3	0	2	0	3
NEBRASKA	-	25	3-5	0-1	5-9	3-3-6	1	7	4	1	2	11
KANSAS STATE	-	18	2-4	0-0	1-2	2-1-3	1	0	3	0	0	5
at Iowa State	-	13	1-3	0-0	0-0	0-2-2	3	1	1	0	1	2
Texas A&M												did not play - coach's decision
TEXAS TECH												did not play - injured
OKLAHOMA	-	8	0-1	0-1	0-0	0-0-0	1	1	0	0	1	0
at Kansas State	-	7	2-3	0-0	0-0	1-0-1	2	1	3	0	1	4
at Nebraska	-	16	1-7	0-1	1-2	1-2-3	2	3	0	1	0	3
MISSOURI												did not play - illness
at Kansas	-	1	0-0	0-0	0-0	0-0-0	1	0	1	0	0	0
IOWA STATE	-	17	1-5	1-1	0-0	1-3-4	2	1	2	1	2	3

### 2005-06 Statistics

Year	GP	GS	Min	Avg	FG	FGA	Pct	3FG	3FGA	3Pct	FT	FTA	Pct	O	D	T	Avg	PF	FO	A	T	BS	ST	TP	Avg
2005-06	24	2	375	15.6	46	106	.434	7	28	.250	16	31	.516	23	41	64	2.7	36	0	51	39	5	30	115	4.8

### Big 12 Conference Statistics

Year	GP	GS	Min	Avg	FG	FGA	Pct	3FG	3FGA	3Pct	FT	FTA	Pct	O	D	T	Avg	PF	FO	A	T	BS	ST	TP	Avg
2005-06	13	0	181	13.9	18	48	.375	4	12	.333	9	16	.563	14	16	30	2.3	19	0	27	19	4	9	49	3.8



## #12 Martane Freeman

6-7 • 200 • Senior • Forward

Kansas City, Mo./Northeast HS/Penn Valley JC [KC]

Majoring in sociology

- Averaging 7.9 points and 3.3 rebounds
- Averaging 17.0 minutes
- Fifth in team scoring (206 points)
- 47-of-68 from the charity stripe (.691)
- Made his first collegiate start at Missouri (Jan. 14) scoring four points, four rebounds

- Also started against Baylor (Jan. 18), Kansas State (Jan. 28) and Iowa State (Feb. 5)

- Scored a team-high and career-best 20 points at Texas (Jan. 7) with a personal-high eight field goals and six offensive rebounds

- Grabbed a career Big 12 best eight rebounds against the Longhorns

- Came off the bench to net a team-high 17 points with career-best nine rebounds against Dartmouth (Dec. 31)

- Equaled career-best with 17 points and also made career-best two 3-pointers against UC Irvine (Dec. 17)

### Game-by-Game Stats

Game	GS	Min	FGs	3FGs	FTs	O-D-Reb	Pf	A	To	BL	ST	Pts
UNC WILMINGTON	-	2	0-0	0-0	0-0	0-0-0	0	0	0	0	0	0
at Colorado State	-	24	6-8	0-1	5-6	1-1-2	3	2	0	1	3	17
vs. Saint Mary's	-	13	1-4	0-1	0-0	0-0-0	2	2	1	0	2	2
at Penn	-	14	2-4	0-0	4-6	2-0-2	4	1	3	0	0	8
CAL POLY	-	11	2-2	0-0	2-2	3-0-3	2	1	0	0	0	6
UTAH	-	20	3-7	0-3	1-2	3-2-5	2	1	2	0	3	7
UC IRVINE	-	24	5-7	2-4	5-6	0-1-1	3	1	2	0	3	17
at TCU	-	7	0-2	0-2	0-0	0-0-0	0	0	1	0	0	0
MERCER	-	17	4-7	2-2	2-4	2-1-3	1	0	1	2	0	12
DARTMOUTH	-	18	7-9	1-1	2-2	4-5-9	2	3	0	2	0	17
SAVANNAH STATE	-	19	1-5	0-1	0-0	3-1-4	1	4	1	1	1	2
at Texas	-	27	8-14	0-3	4-5	6-2-8	3	1	1	1	2	20
KANSAS	-	19	2-5	1-2	2-5	1-2-3	3	2	2	0	2	7
at Missouri	*	14	1-2	0-0	2-2	1-1-2	4	0	0	0	0	4
BAYLOR	*	17	1-4	0-1	0-0	1-0-1	1	2	1	0	1	2
at Oklahoma State	-	14	3-5	1-1	1-2	5-1-6	0	0	0	0	0	8
NEBRASKA	-	18	4-6	1-3	0-0	3-1-4	3	1	3	0	1	9
KANSAS STATE	*	24	3-9	1-4	5-7	5-2-7	1	4	2	0	2	12
at Iowa State	*	14	3-5	0-1	5-9	1-0-1	2	1	2	2	0	11
at Texas A&M	did not play - coach's decision											
TEXAS TECH	-	17	5-9	1-3	2-2	0-6-6	3	0	2	1	1	13
OKLAHOMA	-	20	2-6	0-0	0-0	2-1-3	3	0	1	0	0	4
at Kansas State	-	18	2-5	0-1	0-0	2-2-4	4	1	2	0	3	4
at Nebraska	-	17	5-8	1-1	0-0	0-2-2	4	0	0	0	1	11
MISSOURI	-	11	3-6	0-1	2-4	1-0-1	3	0	1	2	0	8
at Kansas	-	20	0-4	0-0	3-4	4-0-4	1	1	2	0	1	3
IOWA STATE	-	14	1-5	0-1	0-0	2-2-4	2	1	1	0	1	2

### Career Statistics

Year	GP	GS	Min	Avg	FG	FGA	Pct	3FG	3FGA	3Pct	FT	FTA	%	O	D	T	Avg	PF	FO	A	T	BS	ST	TP	Avg
2005-06	26	4	441	17.0	74	148	.500	11	37	.297	47	68	.691	52	33	85	3.3	57	0	29	31	12	27	206	7.9
2004-05	26	0	220	8.5	20	60	.333	4	19	.211	18	30	.600	18	21	39	1.5	34	1	14	16	4	12	62	2.4
<b>TOTALS</b>	<b>52</b>	<b>4</b>	<b>661</b>	<b>12.7</b>	<b>94</b>	<b>208</b>	<b>.452</b>	<b>15</b>	<b>55</b>	<b>.273</b>	<b>65</b>	<b>98</b>	<b>.663</b>	<b>70</b>	<b>54</b>	<b>124</b>	<b>2.4</b>	<b>91</b>	<b>1</b>	<b>43</b>	<b>47</b>	<b>16</b>	<b>39</b>	<b>268</b>	<b>5.2</b>

### Big 12 Conference Statistics

Year	GP	GS	Min	Avg	FG	FGA	Pct	3FG	3FGA	3Pct	FT	FTA	%	O	D	T	Avg	PF	FO	A	T	BS	ST	TP	Avg
2005-06	15	4	272	18.1	43	93	.462	6	22	.273	26	40	.650	34	22	56	3.7	35	0	14	20	6	15	118	7.9
2004-05	13	0	107	8.2	10	32	.313	3	9	.333	9	15	.600	13	9	22	1.7	16	1	8	6	1	7	32	2.5
<b>TOTALS</b>	<b>28</b>	<b>4</b>	<b>379</b>	<b>13.5</b>	<b>53</b>	<b>125</b>	<b>.424</b>	<b>9</b>	<b>31</b>	<b>.290</b>	<b>35</b>	<b>55</b>	<b>.636</b>	<b>47</b>	<b>31</b>	<b>89</b>	<b>3.2</b>	<b>51</b>	<b>1</b>	<b>22</b>	<b>26</b>	<b>7</b>	<b>22</b>	<b>150</b>	<b>5.4</b>

### Big 12 Post-Season Statistics

Year	GP	GS	Min	Avg	FG	FGA	Pct	3FG	3FGA	3Pct	FT	FTA	%	O	D	T	Avg	PF	FO	A	T	BS	ST	TP	Avg
2004-05	2	0	25	12.5	4	7	.571	0	1	.000	2	5	.400	3	4	7	3.5	6	0	1	1	0	0	10	5.0

### Freeman's Season/Career Highs

Points	Season	20	at Texas	1/7/06
Career	20	at Texas	1/7/06	
Big 12	20	at Texas	1/7/06	
Field Goals	Season	8	at Texas	1/7/06
Career	8	at Texas	1/7/06	
Big 12	8	at Texas	1/7/06	
Field Goal Attempts	Season	14	at Texas	1/7/06
Career	14	at Texas	1/7/06	
Big 12	14	at Texas	1/7/06	
Three-Point Field Goals	Season	2	twice	
Career	2	four times		
Big 12	1	six times		
Three-Point Attempts	Season	4	UC Irvine	12/17/05
Career	3	four times		
Big 12	3	twice		
Free Throws	Season	5	four times	
Career	5	four times		
Big 12	5	twice		
Free Throw Attempts	Season	9	Iowa State	2/5/06
Career	9	Iowa State	2/5/06	
Big 12	9	Iowa State	2/5/06	
Offensive Rebounds	Season	6	at Texas	1/7/06
Career	6	at Texas	1/7/06	
Big 12	6	at Texas	1/7/06	
Defensive Rebounds	Season	6	Texas Tech	2/11/06
Career	6	Texas Tech	2/11/06	
Big 12	6	Texas Tech	2/11/06	
Rebounds	Season	9	Dartmouth	12/31/05
Career	9	Dartmouth	12/31/05	
Big 12	8	at Texas	1/7/06	
Assists	Season	4	twice	
Career	4	twice		
Big 12	4	Kansas State	1/28/06	
Blocked Shots	Season	2	three times	
Career	2	three times		
Big 12	2	Iowa State	2/6/06	
Steals	Season	3	four times	
Career	3	four times		
Big 12	3	at Kansas State	2/18/06	
Minutes Played	Season	27	at Texas	1/7/06
Career	27	at Texas	1/7/06	
Big 12	27	at Texas	1/7/06	



## #15 Chris Copeland

6-8 • 235 • Senior • Forward

Richmond, Va./Hermitage HS

Majoring in psychology

- Second in team scoring (12.3 ppg) and second in rebounding (5.1)

- Team leader in blocks (29), third overall in 3-pointers made (45), fifth in steals (21)

- Returned to starting line up against Oklahoma (Feb. 15) scoring 18 points with season-high five assists, 8-of-9 from the free throw line

- Has started 25 of 27 games

- Made winning 3-point shot at Mizzou (Jan. 14) with two tenths of a second remaining
- Seven field goals on three occasions at Colorado State (Nov. 21), at Penn (Nov. 29) and versus Kansas
- Owns three of CU's seven 20+ scoring games against UNC Wilmington (Nov. 18), at Penn (Nov. 29) and versus Kansas (Jan. 11)
- 110 career games with 39 starts ... Ranks 33rd all-time in rebounding list (411)
- Top returning shot blocker (85) in four seasons; ranks 8th overall in career blocked shots

### Game-by-Game Stats

Game	GS	Min	FGs	3FGs	FTs	O-D-R	Pf	A	To	BL	ST	Pts
UNC WILMINGTON	*	28	5-6	2-3	8-9	2-3-5	2	0	4	2	1	20
at Colorado State	*	31	7-12	1-3	1-4	2-3-5	1	2	0	0	1	16
vs. Saint Mary's	*	23	4-7	1-2	0-0	2-4-6	3	1	2	0	1	9
at Penn	*	25	7-11	2-4	4-4	2-5-7	4	0	3	0	3	20
CAL POLY	*	23	4-9	0-3	4-9	3-2-5	2	1	0	1	2	12
UTAH	*	31	5-15	3-9	3-3	2-6-8	3	4	2	2	1	16
UC IRVINE	*	16	2-6	1-3	0-0	0-4-4	3	0	0	1	0	5
at TCU	*	24	6-11	2-5	0-1	0-4-4	3	1	1	1	1	14
MERCER	*	10	4-4	1-1	0-0	1-6-7	1	0	0	1	0	9
DARTMOUTH	*	12	4-7	1-1	2-2	1-2-3	3	0	3	0	0	11
SAVANNAH STATE	*	16	3-4	1-2	6-7	1-2-3	1	3	0	3	2	13
at Texas	*	16	3-8	0-1	0-0	1-1-2	2	0	2	1	0	6
KANSAS	*	31	8-12	4-6	2-4	1-3-4	2	1	1	2	0	22
at Missouri	*	29	6-12	3-6	0-1	2-2-4	2	0	4	1	1	15
BAYLOR	*	29	5-8	4-5	3-4	1-7-8	1	0	1	2	0	17
at Oklahoma State	*	25	2-9	0-6	1-2	1-0-1	2	2	0	1	1	5
NEBRASKA	*	22	2-8	1-6	1-3	0-5-5	2	3	2	2	1	6
KANSAS STATE	*	30	6-12	3-6	2-2	3-4-7	1	3	1	4	0	17
at Iowa State	*	28	5-10	3-4	4-7	3-5-8	2	1	1	2	1	17
at Texas A&M	*	21	1-3	1-3	0-0	1-3-4	3	1	6	0	1	3
TEXAS TECH	-	22	1-7	1-5	3-4	2-2-4	3	0	1	0	0	6
OKLAHOMA	*	23	4-9	2-4	8-9	1-3-4	4	5	3	1	1	18
at Kansas State	*	26	1-6	0-2	2-2	1-1-2	1	2	1	0	0	4
at Nebraska	*	29	5-15	3-9	2-2	3-1-4	4	2	2	0	0	15
MISSOURI	*	26	5-12	1-7	1-4	2-6-8	2	3	0	1	1	12
at Kansas	*	27	2-12	1-7	0-0	3-4-7	1	4	2	0	1	5
IOWA STATE	-	32	6-12	3-7	3-4	2-7-9	1	3	0	1	1	18

### Career Statistics

Year	GP	GS	Min	Avg.	FG	FGA	Pct	3FG	3FGA	3Pct	FT	FTA	%	O	D	T	Avg.	PF	FO	A	T	BS	ST	TP	Avg.
2005-06	27	25	655	24.3	113	247	.457	45	120	.375	60	87	.690	43	95	138	5.1	59	0	42	42	29	21	331	12.3
2004-05	29	14	730	25.2	116	259	.448	51	136	.375	57	70	.814	48	113	161	5.6	82	3	43	54	36	10	340	11.7
2003-04	28	0	257	9.2	25	66	.379	11	28	.393	19	32	.594	21	49	70	2.5	48	2	14	21	13	7	80	2.9
2002-03	26	0	199	7.7	23	61	.377	5	20	.250	15	26	.577	15	27	42	1.6	25	0	8	19	7	2	66	2.5
<b>TOTALS</b>	<b>110</b>	<b>39</b>	<b>1841</b>	<b>16.7</b>	<b>278</b>	<b>633</b>	<b>.439</b>	<b>112</b>	<b>304</b>	<b>.368</b>	<b>151</b>	<b>215</b>	<b>.702</b>	<b>127</b>	<b>284</b>	<b>411</b>	<b>3.7</b>	<b>214</b>	<b>5</b>	<b>107</b>	<b>136</b>	<b>85</b>	<b>40</b>	<b>817</b>	<b>7.4</b>

### Big 12 Statistics

Year	GP	GS	Min	Avg.	FG	FGA	Pct	3FG	3FGA	3Pct	FT	FTA	%	O	D	T	Avg.	PF	FO	A	T	BS	ST	TP	Avg.
2005-06	16	14	416	26.0	62	155	.400	30	84	.357	32	48	.667	27	54	81	5.1	33	0	30	27	18	9	186	11.6
2004-05	15	5	404	26.9	54	155	.375	25	82	.305	36	44	.818	28	66	94	6.3	40	3	26	25	20	4	169	11.3
2003-04	16	0	154	9.6	15	38	.395	5	13	.385	16	26	.615	18	33	51	3.2	28	1	9	16	7	4	51	3.2
2002-03	14	0	128	9.1	16	40	.400	4	15	.267	10	19	.526	8	21	29	2.1	19	0	5	8	6	2	46	3.3
<b>TOTAL</b>	<b>61</b>	<b>19</b>	<b>1102</b>	<b>18.1</b>	<b>147</b>	<b>388</b>	<b>.371</b>	<b>64</b>	<b>194</b>	<b>.330</b>	<b>94</b>	<b>137</b>	<b>.686</b>	<b>81</b>	<b>174</b>	<b>254</b>	<b>4.2</b>	<b>120</b>	<b>4</b>	<b>70</b>	<b>75</b>	<b>51</b>	<b>19</b>	<b>452</b>	<b>7.4</b>

### Big 12 Post-Season Statistics

Year	GP	GS	Min	Avg.	FG	FGA	Pct	3FG	3FGA	3Pct	FT	FTA	%	O	D	T	Avg.	PF	FO	A	T	BS	ST	TP	Avg.
2004-05	2	0	36	18.0	4	11	.364	3	8	.375	1	2	.500	1	3	4	2.0	8	0	2	4	0	0	12	6.0
2003-04	1	0	13	13.0	1	2	.500	1	1	1.000	0	2	.000	0	2	2	2.0	2	0	1	0	1	0	3	3.0
2002-03	2	0	16	8.0	1	2	.500	0	0	.000	2	2	1.000	1	1	2	1.0	2	0	0	0	0	0	4	2.0
<b>TOTALS</b>	<b>5</b>	<b>0</b>	<b>65</b>	<b>13.0</b>	<b>6</b>	<b>15</b>	<b>.400</b>	<b>4</b>	<b>9</b>	<b>.444</b>	<b>3</b>	<b>6</b>	<b>.500</b>	<b>2</b>	<b>6</b>	<b>8</b>	<b>1.6</b>	<b>1</b>	<b>20</b>	<b>3</b>	<b>4</b>	<b>1</b>	<b>0</b>	<b>19</b>	<b>3.8</b>

### Points

Season	22	Kansas	1/11/06
Career	25	at Richmond	1/04/05
Big 12	22	three times	

### Field Goals

Season	8	three times	
Career	10	at Richmond	1/04/05
Big 12	8	Kansas	1/11/06

### Field Goal Attempts

Season	15	twice	
Career	18	Kansas	1/15/05
Big 12	18	Kansas	1/15/05

### Three-Point Field Goals

Season	4	twice	
Career	4	five times	
Big 12	4	four times	

### Three-Point Attempts

Season	9	twice	
Career	9	twice	
Big 12	8	twice	

### Free Throws

Season	8	twice	
Career	8	three times	
Big 12	8	twice	

### Free Throw Attempts

Season	9	three times	
Career	9	three times	
Big 12	9	twice	

### Offensive Rebounds

Season	3	four times	
Career	5	three times	
Big 12	5	twice	

### Defensive Rebounds

Season	7	twice	
Career	11	Nebraska	1/12/05
Big 12	11	Nebraska	1/12/05

### Rebounds

Season	9	Iowa State	3/4/06
Career	14	Nebraska	1/12/05
Big 12	14	Nebraska	1/12/05

### Assists

Season	5	Oklahoma	2/15/06
Career	5	twice	
Big 12	5	twice	

### Blocked Shots


Season	4	Kansas State	1/28/06
Career	4	Kansas State	1/28/06
Big 12	4	Kansas State	1/28/06

### Steals

Season	3	at Penn	11/29/05
Career	3	at Penn	11/29/05
Big 12	2	at Kansas	1/25/04

### Minutes Played

Season	31	three times	
Career	36	Kansas	1/15/05
Big 12	36	Kansas	1/15/05



## #21 Marcus Hall

6-1 • 180 • Junior • Guard

Houston, Texas/Jersey Village HS

An open-option major in Colorado's College of Arts and Sciences ... Interested in business management

Team leader in assists (112), averaging 4.1 a game;  
Third in scoring, averaging 9.5 points, 2.5 rebounds  
- 13 of 27 games in scoring double digits

- Came back from a dislocated left shoulder suffered in the first half against Missouri, dishing out a season-high nine assists to go along with only one turnover

- Narrowly missed second career double-double with 15 points, nine defensive rebounds at K-State (Feb. 18)

- Led CU in assists 14 times (twice shared)

- Has played 85 games with 41 starts

- Keeps moving up the school's all-time assists list, currently 11th with 281 (3.3)

- Nicknamed Marcus "Lets Make a Deal" Hall by Fox Sports Net basketball analyst Marty Fletcher, after game show icon Monty Hall's "Lets Make a Deal"

**2004-05:** Played in 29 games with 21 starts

- Third in team scoring (11.2 ppg.), first in assists (4.4 apg.), third in starts (21)

- Big 12 (all games) stats: Finished sixth in assists (4.34) and sixth in assist-turnover ratio (1.88);

Big 12 Conference only games: fifth in assists (4.53) and fifth in assist-turnover ratio (2.00)

- Second most field goals made (118); fourth on team in treys made (38)

- Career-high 10 assists and first career double-double against South Dakota State with 11 points and 10 assists; Career-high 29 points at Oregon State (Dec. 4); in that game scored team's last 18 points 4:22 of the first half and first basket of second half tying school record of 20 consecutive points set by Donnie Boyce at Oklahoma State, March 5, 1994.

Game	GS	Min	FGs	3FGs	FTs	O-D-Reb	Pf	A	To	BL	ST	Pts
UNC WILMINGTON	-	16	1-5	0-3	0-0	0-0-0	0	1	1	0	2	2
at Colorado State	-	29	5-8	1-2	1-1	1-2-3	4	7	4	0	4	12
vs. Saint Mary's	*	22	1-5	0-1	0-2	1-3-4	1	8	2	0	0	2
at Penn	*	28	4-8	0-1	0-0	1-1-2	2	3	2	0	2	8
CAL POLY	*	22	5-9	1-4	0-0	0-2-2	3	5	1	0	1	11
UTAH	*	32	4-9	2-5	0-0	0-3-3	1	2	1	0	0	10
UC IRVINE	*	32	5-11	2-5	2-2	1-0-1	1	5	2	0	2	14
at TCU	*	28	7-10	2-2	1-1	1-1-2	3	2	3	0	0	17
MERCER	*	10	3-5	0-2	0-0	0-0-0	1	5	0	0	1	6
DARTMOUTH	*	25	4-6	1-3	0-0	0-1-1	1	3	2	0	2	9
SAVANNAH STATE	*	12	5-6	1-1	0-1	0-0-0	0	5	0	0	5	11
at Texas	*	31	3-10	1-3	0-0	0-1-1	1	0	0	0	7	7
KANSAS	*	31	1-6	1-3	3-4	0-2-2	4	6	2	1	2	6
at Missouri	-	16	0-3	0-3	0-0	0-1-1	1	3	1	0	1	0
BAYLOR	-	18	3-9	1-4	0-0	1-0-1	2	2	0	0	0	7
at Oklahoma State	-	36	6-12	4-5	0-0	0-2-2	1	6	1	0	1	16
NEBRASKA	-	25	3-8	1-3	2-2	0-2-2	4	4	4	0	2	9
KANSAS STATE	*	34	4-9	2-4	2-4	2-3-5	1	7	2	0	1	12
at Iowa State	*	31	6-14	4-8	0-0	0-4-4	3	2	4	0	2	16
at Texas A&M	*	35	5-9	3-5	3-4	0-3-3	1	3	4	0	0	16
TEXAS TECH	*	35	5-12	1-4	2-4	0-1-1	3	3	4	1	2	13
OKLAHOMA	*	36	2-7	1-3	1-2	0-3-3	1	6	1	0	0	6
at Kansas State	*	38	5-19	2-10	3-3	0-9-9	0	4	3	1	1	15
at Nebraska	*	32	3-11	2-6	0-0	1-5-6	0	5	1	0	1	8
MISSOURI	*	25	1-5	0-2	0-0	1-2-3	0	9	1	1	0	2
at Kansas	*	26	5-10	2-4	0-0	1-2-3	0	3	1	0	0	12
IOWA STATE	-	13	2-6	0-2	0-0	0-1-1	3	2	2	1	1	4

### Career Statistics

Year	GP	GS	Min	Avg	FG	FGA	Pct	3FG	3FGA	3Pct	FT	FTA	%	O	D	T	Avg	PF	FO	A	T	BS	ST	TP	Avg
2005-06	27	20	718	26.6	98	232	.422	35	98	.357	20	30	.667	11	54	65	2.4	42	0	112	50	4	33	251	9.3
2004-05	29	21	858	29.6	118	287	.411	38	122	.311	50	72	.694	13	62	75	2.6	46	1	126	67	9	29	324	11.2
2003-04	29	0	437	15.1	52	119	.437	25	64	.391	16	37	.432	6	33	39	1.3	40	0	45	29	5	15	145	5.0
<b>TOTALS</b>	<b>85</b>	<b>41</b>	<b>2013</b>	<b>23.6</b>	<b>268</b>	<b>638</b>	<b>.420</b>	<b>98</b>	<b>284</b>	<b>.345</b>	<b>86</b>	<b>138</b>	<b>.623</b>	<b>30</b>	<b>149</b>	<b>179</b>	<b>2.0</b>	<b>129</b>	<b>1</b>	<b>283</b>	<b>146</b>	<b>18</b>	<b>77</b>	<b>720</b>	<b>8.5</b>

### Big 12 Conference Statistics

Year	GP	GS	Min	Avg	FG	FGA	Pct	3FG	3FGA	3Pct	FT	FTA	%	O	D	T	Avg	PF	FO	A	T	BS	ST	TP	Avg
2005-06	16	11	462	28.9	54	150	.360	25	69	.362	16	23	.696	6	41	47	2.9	25	0	66	32	4	14	149	9.3
2004-05	15	10	442	29.5	55	155	.355	17	70	.243	21	31	.677	8	33	41	2.7	24	1	68	34	6	11	148	9.9
2003-04	16	0	204	12.8	23	51	.451	12	30	.400	3	17	.176	2	14	16	1.0	17	0	18	15	3	4	61	3.8
<b>TOTALS</b>	<b>47</b>	<b>21</b>	<b>1109</b>	<b>23.6</b>	<b>132</b>	<b>356</b>	<b>.371</b>	<b>54</b>	<b>169</b>	<b>.320</b>	<b>40</b>	<b>71</b>	<b>.563</b>	<b>16</b>	<b>88</b>	<b>104</b>	<b>2.2</b>	<b>66</b>	<b>1</b>	<b>152</b>	<b>81</b>	<b>14</b>	<b>29</b>	<b>358</b>	<b>7.6</b>

### Big 12 Post-Season Statistics

Year	GP	GS	Min	Avg	FG	FGA	Pct	3FG	3FGA	3Pct	FT	FTA	%	O	D	T	Avg	PF	FO	A	T	BS	ST	TP	Avg
2004-05	2	2	69	34.5	7	22	.318	3	10	.300	6	9	.667	0	8	8	4.0	6	0	10	6	1	1	23	11.5
2003-04	1	0	19	19.0	5	9	.556	3	5	.600	1	1	1.00	0	3	3	3.0	1	0	2	1	0	0	14	14.0
<b>TOTALS</b>	<b>3</b>	<b>2</b>	<b>88</b>	<b>29.3</b>	<b>12</b>	<b>31</b>	<b>.387</b>	<b>6</b>	<b>15</b>	<b>.400</b>	<b>7</b>	<b>10</b>	<b>.700</b>	<b>0</b>	<b>11</b>	<b>11</b>	<b>3.7</b>	<b>7</b>	<b>0</b>	<b>12</b>	<b>7</b>	<b>1</b>	<b>1</b>	<b>37</b>	<b>12.3</b>

### Halls's Season/Career Highs

Points	Season	17	at TCU	12/20/05
Career	29	at Oregon State	12/4/04	
Big 12	24	at Texas Tech	2/2/05	
Field Goals	Season	7	at TCU	12/20/05
Career	12	at Oregon State	12/4/04	
Big 12	9	at Texas Tech	2/2/05	
Field Goal Attempts	Season	19	at Kansas State	2/18/06
Career	19	at Kansas State	2/18/06	
Big 12	19	at Kansas State	2/18/06	
Three-Point Field Goals	Season	4	twice	
Career	5	Gardner-Webb	12/28/04	
Big 12	4	twice		
Three-Point Attempts	Season	10	at Kansas State	2/18/06
Career	10	at Kansas State	2/18/06	
Big 12	10	at Kansas State	2/18/06	
Free Throws	Season	3	three times	
Career	8	Colorado State	12/18/04	
Big 12	5	at Texas Tech	2/2/05	
Free Throw Attempts	Season	4	four times	
Career	8	Colorado State	12/18/04	
Big 12	6	at Texas Tech	2/2/05	
Offensive Rebounds	Season	2	Kansas State	1/28/06
Career	2	five times		
Big 12	2	four times		
Defensive Rebounds	Season	9	at Kansas State	2/18/06
Career	9	at Kansas State	2/18/06	
Big 12	9	at Kansas State	2/18/06	
Rebounds	Season	9	at Kansas State	2/18/06
Career	9	at Kansas State	2/18/06	
Big 12	9	at Kansas State	2/18/06	
Assists	Season	9	Missouri	2/25/06
Career	10	South Dakota State	2/14/05	
Big 12	8	twice		
Blocked Shots	Season	1	three times	
Career	2	twice		
Big 12	2	twice		
Steals	Season	5	Savannah State	01/03/06
Career	5	Savannah State	01/03/06	
Big 12	2	six times		
Minutes Played	Season	38	at Kansas State	2/18/06
Career	38	twice		
Big 12	38	twice		



## #23 Richard Roby

6-6 • 195 • Sophomore • Guard  
San Bernardino, Calif./Lawrence Acad. [Groton, Mass.]  
Open option major in CU's College of Arts & Sciences

*part II of Roby continued  
on next page*

### 2005-06

- National Association of Basketball Coaches (NABC) District 12 first team selection (Feb. 18)
- Leads CU in scoring (17.8), rebounds (5.6), steals (2.2), field goals made (164), minutes played (30.3) ... Also leads the team in defensive rebounding (109), second in assists (72), fourth in blocks (24)
- Recorded second double-double of the season (fourth career) was 17 points, 15 rebounds versus Texas Tech (Feb. 11); the other 19 pts., 10 reb. against Utah (Dec. 7)
- Has netted 10 or more points in 24 of 27 games this season (exception played only 11 minutes in CU's dismantling of Mercer, 117-74; only 15 minutes in romp of Savannah State, 116-52; and at Nebraska);
  - 10 or more points in 27 of 30 career Big 12 games
  - Double-digits in 52 of 57 career games
  - Big 12 Co-Player of the Week (Jan. 16-22), becoming the first CU player ever to win back-to-back Big 12 weekly awards; Big 12 Player of the Week (Jan. 10-16); first player to win Big 12 Player of the Week honor since David Harrison in '03-04.
  - The *Sporting News* National Player of the Week (Jan. 16-22)
  - Career-high with 33 points at Mizzou (Jan. 14); Career-high 15 rebounds, 10-of-11 from the free throw line vs. Texas Tech (Feb. 11)
  - Third career 30-point game vs. Nebraska (11-of-16 FG)
  - Has led CU in scoring 16 times (three times shared) and seven times on the boards
  - Netted 10, 20+ point games (18 career) - Career-best 33 points at Mizzou (Jan. 14)
  - 26th all-time in CU scoring (960 pts., 57 games played, 16.8 ppg.)

#### More Roby vs. Oklahoma:

Roby either led or tied for the team lead for nearly every statistical category against then No. 19 Oklahoma:

First in:  
Points (28)  
Field Goals (9)  
3-Pt Field goals (3)  
Rebounds (9)  
Steals (3)  
\*Blocks (1)

Second in:  
\*Assists (5)

\*Denotes tie

### 2004-05: Named to the Big 12 All-Freshman team

- All-Big 12 honorable mention ... Big 12 (all games) stats: seventh in 3-point field goal made (2.23), seventh in 3-point field goal percentage (.374), ninth in steals (1.60), 10th in scoring (16.0), 11<sup>th</sup> in field goal percentage (.445), 14<sup>th</sup> in free throw percentage (.728); Big 12 Conference only games: second in 3-point field goals made (2.81), fifth in 3-point field goal percentage (.391), ninth in scoring (16.6), 12<sup>th</sup> in field goal percentage (.425), 11<sup>th</sup> in steals (1.38) ... Scored the most points by a CU freshman (480) ... One of five players in the conference to make seven 3-pointers in a game and only player to make seven treys, twice ... One of four players at CU to make seven treys in a game, twice ... Two double-doubles: 17 points, 10 rebounds in Big 12 Tournament upset win over Texas (Mar. 10) and 16 points, 13 rebounds in home win over Northwestern (Nov. 28) ... Led CU in scoring 16 of 30 games; eight times on the boards (one shared) ... Team leader in points (16.0), 3-pointers made (67), steals (1.6 spg.), minutes played (30.8), field goals made (169), shot attempts (380); third in team in rebounding (4.8) ... Scored in double-digits 27 of 30 games ... Second best CU freshman all-time in points average with 16.0 ppg., second only behind former great Chauncey Billups (17.9 ppg.) in 1995-96.

Named Phillips 66 Big 12 Rookie of the Week (Feb. 7) after scoring 20 points in back-to-back games with 29 at TTU and 22 at K-State; also named Co-Big 12 Rookie of the Week (Dec. 27) ... He's just the second player in school history to be named Phillips 66/Big 12 Conference Rookie of the Week twice.

Owned the top scoring game with 30 points (10-of-19 shooting with seven treys) vs. Kansas State (Feb. 26), also scored 29 points (11-of-20) with seven 3-pointers at Texas Tech (Feb. 2) ... His 48 steals ranked 13<sup>th</sup> in seasonal swipes; third all-time by a freshman steals ... In 14 conference games, team leader in points average (16.6), points scored (266), minutes played (494, 30.9), field goals made (90), attempts (212), 3-point field goals made (45), attempts (115), and steals (22) ... Season-best five assists in home finale against Iowa State; Handed-out three assists 11 different times ... Netted 20 or more points eight times (Oklahoma State, Kansas State, Texas A&M, Texas, at K-State, at Texas Tech, Nebraska, UMKC) ... Held two of the team's 13 double-doubles this season ... Roby's 19 points against the Cougars in the season opener ranked fourth overall in school history for the best scoring performance for a freshman ... Nicknamed "Radar" by Fox Sports Net color analyst Marty Fletcher.

**LAWRENCE ACADEMY:** Four-year lettermen that achieved an 89-15 over his prep career ... Averaged 23 points, six rebounds and four assists per game as a senior leading his school to the ISL championship ... Also averaged 23 points during his junior year ... During his sophomore season, member of 26-1 team that was ISL champions and the New England Class C Champions ... Scored most points in a game (41) during junior year with a personal-best seven 3-pointers in a game ... As a senior was the Gatorade (Mass.) Player of the Year, ISL MVP, All-League and All-New England ... Played at the ABCD All-American Camp ... Two-time first team all-league.

Game	GS	Min	FGs	3FGs	FTs	O-D-R	Pf	A	To	BL	ST	Pts	Points
UNC WILMINGTON	*	29	5-12	2-3	2-2	2-5-7	3	4	4	0	3	14	Season 33 at Missouri 1/14/06
at Colorado State	*	22	3-6	1-3	3-6	1-2-3	1	3	1	0	1	10	Career 33 at Missouri 1/14/06
vs. Saint Mary's	*	33	10-20	4-7	5-5	1-6-7	2	1	2	1	3	29	Big 12 33 at Missouri 1/14/06
at Penn	*	33	5-10	4-4	8-8	0-4-4	4	5	2	1	1	22	<b>Field Goals</b>
CAL POLY	*	26	7-13	2-4	1-2	1-6-7	1	4	0	0	2	17	Season 12 at Oklahoma State 1/21/06
UTAH	*	36	7-17	4-11	1-2	3-7-10	0	3	1	0	2	19	Career 12 at Oklahoma State 1/21/06
UC IRVINE	*	30	6-10	3-6	5-6	0-4-4	2	3	1	2	3	20	Big 12 12 at Oklahoma State 1/21/06
at TCU	*	28	6-13	1-4	4-6	0-3-3	2	1	5	0	1	17	<b>Field Goal Attempts</b>
MERCER	*	11	3-4	2-2	0-0	2-1-3	0	2	1	1	1	6	Season 24 at Missouri 1/14/06
DARTMOUTH	*	28	6-12	1-5	0-1	0-5-5	2	4	3	0	4	13	Career 24 at Missouri 1/14/06
SAVANNAH STATE	*	15	3-8	0-3	0-0	2-3-5	1	2	1	1	4	6	Big 12 24 at Missouri 1/14/06
at Texas	*	28	3-13	3-8	5-8	1-3-4	0	2	4	0	2	14	<b>Three-Point Field Goals</b>
KANSAS	*	31	6-18	1-6	2-4	2-3-5	2	1	3	1	1	15	Season 6 twice
at Missouri	*	34	11-24	6-11	5-6	0-3-3	1	2	1	1	1	33	Career 7 twice
BAYLOR	*	29	8-17	2-5	3-4	3-4-7	1	3	2	2	1	21	Big 12 7 twice
at Oklahoma State	*	36	12-21	3-7	0-2	3-4-7	2	1	4	1	6	27	<b>Three-Point Attempts</b>
NEBRASKA	*	36	11-16	6-9	2-4	4-3-7	0	2	2	1	3	30	Season 11 twice
KANSAS STATE	*	31	7-12	1-4	3-4	0-3-3	3	3	0	0	1	18	Career 12 at Texas Tech 2/2/05
at Iowa State	*	27	4-12	1-4	1-1	1-2-3	5	4	3	0	1	10	Big 12 12 at Texas Tech 2/2/05
at Texas A&M	*	34	7-16	4-5	4-8	1-6-7	3	1	4	1	2	22	<b>Free Throws</b>
TEXAS TECH	*	37	3-11	1-6	10-11	4-11-15	1	3	6	3	2	17	Season 10 Texas Tech 2/11/06
OKLAHOMA	*	36	9-19	3-9	7-7	2-7-9	3	5	1	1	3	28	Career 10 Texas Tech 2/11/06
at Kansas State	*	36	5-14	2-9	2-2	0-2-2	4	0	3	0	3	14	Big 12 10 Texas Tech 2/11/06
at Nebraska	*	29	2-11	0-6	3-4	2-2-4	2	2	1	1	2	7	<b>Free Throw Attempts</b>
MISSOURI	*	36	5-13	1-6	4-4	2-3-5	1	2	4	0	5	15	Season 11 Texas Tech 2/11/06
at Kansas	*	30	3-13	2-9	2-4	2-3-5	2	4	2	2	1	10	Career 11 twice
IOWA STATE	-	37	7-18	1-6	9-9	3-4-7	2	5	1	4	1	24	Big 12 11 Texas Tech 2/11/06
													<b>Offensive Rebounds</b>
													Season 4 twice
													Career 4 three times
													Big 12 4 twice
													<b>Defensive Rebounds</b>
													Season 11 Texas Tech 2/11/06
													Career 11 Texas Tech 2/11/06
													Big 12 11 Texas Tech 2/11/06
													<b>Rebounds</b>
													Season 15 Texas Tech 2/11/06
													Career 15 Texas Tech 2/11/06
													Big 12 15 Texas Tech 2/11/06
													<b>Assists</b>
													Season 5 three times
													Career 5 four times
													Big 12 5 three times
													<b>Blocked Shots</b>
													Season 4 Iowa State 3/4/06
													Career 4 Iowa State 3/4/06
													Big 12 4 Iowa State 3/4/06
													<b>Steals</b>
													Season 6 at Oklahoma State 1/21/06
													Career 6 at Oklahoma State 1/21/06
													Big 12 6 at Oklahoma State 1/21/06
													<b>Minutes Played</b>
													Season 37 twice
													Career 38 twice
													Big 12 38 at Texas Tech 2/2/05

### Career Statistics

Year	GP	GS	Min	Avg	FG	FGA	Pct	3FG	3FGA	3Pct	FT	FTA	Pct	O	D	T	Avg	PF	FO	A	T	BS	ST	TP	Avg
2005-06	27	26	818	30.3	164	373	.440	61	162	.377	91	120	.758	42	109	151	5.6	50	1	72	62	24	60	480	17.8
2004-05	30	30	923	30.8	169	380	.445	67	179	.374	75	103	.728	36	107	143	4.8	70	4	58	80	23	48	480	16.0
<b>TOTALS</b>	<b>57</b>	<b>56</b>	<b>1741</b>	<b>30.5</b>	<b>333</b>	<b>753</b>	<b>.442</b>	<b>128</b>	<b>341</b>	<b>.375</b>	<b>166</b>	<b>223</b>	<b>.744</b>	<b>78</b>	<b>216</b>	<b>294</b>	<b>5.2</b>	<b>120</b>	<b>5</b>	<b>130</b>	<b>142</b>	<b>47</b>	<b>108</b>	<b>960</b>	<b>16.8</b>

### Big 12 Conference Statistics

Year	GP	GS	Min	Avg	FG	FGA	Pct	3FG	3FGA	3Pct	FT	FTA	Pct	O	D	T	Avg	PF	FO	A	T	BS	ST	TP	Avg
2005-06	16	15	527	32.9	103	248	.415	37	110	.336	62	82	.756	30	63	93	5.8	32	1	40	41	18	35	305	19.1
2004-05	16	16	494	30.0	90	212	.425	45	115	.391	41	55	.745	14	46	60	3.8	39	2	24	39	11	22	266	16.6
<b>TOTALS</b>	<b>32</b>	<b>31</b>	<b>1021</b>	<b>31.9</b>	<b>193</b>	<b>460</b>	<b>.420</b>	<b>82</b>	<b>225</b>	<b>.364</b>	<b>103</b>	<b>137</b>	<b>.752</b>	<b>44</b>	<b>109</b>	<b>153</b>	<b>4.8</b>	<b>71</b>	<b>3</b>	<b>64</b>	<b>80</b>	<b>29</b>	<b>57</b>	<b>571</b>	<b>17.8</b>

### Big 12 Post-Season Statistics

Year	GP	GS	Min	Avg	FG	FGA	Pct	3FG	3FGA	3Pct	FT	FTA	Pct	O	D	T	Avg	PF	FO	A	T	BS	ST	TP	Avg
2004-05	2	2	73	36.5	14	29	.483	7	17	.412	3	4	.70	3	7	10	6.5	9	1	6	8	2	4	38	19.0



**#25 Calvin Williams**  
**6-7 • 200 • Freshman • Forward**  
**Memphis, Tenn.**  
**Hillcrest HS**

- Has played in 13 of 27 games this season
- Averaging 7.2 minutes in a reserve role with 1.6 points and 3.0 rebounds a game
- Played 11 minutes at Texas (Jan. 7) grabbing a season-high eight rebounds and scoring four points
- Hauled down seven rebounds and scored four points in victory over Saint Mary's (Nov. 26)

- Also had six rebounds, two assists, and two points versus Mercer (Dec. 22).
- Scored a season-high seven points and grabbed five rebounds at Iowa State in only 13 minutes of action.

**Williams' Season/Career Highs**

<b>Points</b>			
Season	7	at Iowa State	2/5/06
Big 12	7	at Iowa State	2/5/06
<b>Field Goals</b>			
Season	3	at Iowa State	2/5/06
Big 12	3	at Iowa State	2/5/06
<b>Field Goal Attempts</b>			
Season	6	Mercer	12/22/05
Big 12	3	twice	
<b>Free Throws</b>			
Season	1	three times	
Big 12	1	at Iowa State	2/5/06
<b>Free Throw Attempts</b>			
Season	2	four times	
Big 12	2	at Texas	1/7/06
<b>Offensive Rebounds</b>			
Season	4	Saint Mary's	11/26/05
Big 12	3	at Texas	1/7/06
<b>Defensive Rebounds</b>			
Season	5	twice	
Big 12	5	at Texas	1/7/06
<b>Rebounds</b>			
Season	8	at Texas	1/7/06
Big 12	8	at Texas	1/7/06
<b>Three-Point Field Goals</b>			
Season	-		
Big 12	-		
<b>Three-Point Attempts</b>			
Season	1	Cal Poly	12/3/05
Big 12	-		
<b>Assists</b>			
Season	2	Mercer	12/22/05
Big 12	-		
<b>Blocked Shots</b>			
Season	1	four times	
Big 12	1	at Iowa State	2/5/06
<b>Steals</b>			
Season	-		
Big 12	-		
<b>Minutes Played</b>			
Season	18	Saint Mary's	11/26/05
Big 12	13	at Iowa State	2/5/06

Game	GS	Min	FGs	FTs	O-D-Reb	Pf	A	To	BL	ST	Pts	
UNC WILMINGTON	-	4	0-0	0-0	0-0-0	1	0	0	0	0	0	
at Colorado State			did not play									
vs. Saint Mary's	-	18	2-5	0-0	4-3-7	4	0	0	1	0	4	
at Penn	-	4	0-0	0-0	1-1-2	0	0	2	0	0	0	
CAL POLY	-	4	0-3	1-2	2-0-2	1	0	0	0	0	1	
UTAH			did not play									
UC IRVINE			did not play									
at TCU	-	6	0-1	1-2	0-2-2	3	1	0	0	0	1	
MERCER	-	14	1-6	0-0	1-5-6	3	2	1	1	0	2	
DARTMOUTH	-	7	1-3	0-1	2-0-2	1	0	1	0	0	2	
SAVANNAH STATE	-	3	0-0	0-2	1-1-2	0	0	0	1	0	0	
at Texas	-	11	1-3	2-4	3-5-8	4	0	1	0	0	4	
KANSAS	-	1	0-1	0-0	0-1-1	0	0	0	0	0	0	
at Missouri			did not play									
BAYLOR			did not play									
at Oklahoma State			did not play									
NEBRASKA			did not play									
KANSAS STATE			did not play - sickness									
at Iowa State	-	13	3-3	1-2	2-3-5	1	0	0	1	0	7	
at Texas A&M			did not play - coach's decision									
TEXAS TECH			did not play									
OKLAHOMA			did not play									
at Kansas State			did not play									
at Nebraska			did not play									
MISSOURI	-	7	0-2	0-0	2-0-2	0	0	1	0	0	0	
at Kansas			did not play									
IOWA STATE	-	2	0-1	0-0	0-0-0	0	0	0	0	0	0	

**2005-06 Statistics**

Year	GP	GS	Min	Avg	FG	FGA	Pct	3FG	3FGA	3Pct	FT	FTA	Pct	O	D	T	Avg	PF	FO	A	T	BS	ST	TP	Avg
2005-06	13	0	94	7.2	8	28	.286	0	1	.000	5	13	.385	18	21	39	3.0	18	0	3	6	4	0	21	1.6

**Big 12 Conference Statistics**

Year	GP	GS	Min	Avg	FG	FGA	Pct	3FG	3FGA	3Pct	FT	FTA	Pct	O	D	T	Avg	PF	FO	A	T	BS	ST	TP	Avg
2005-06	5	0	34	6.8	4	10	.400	0	0	.000	3	6	.500	7	9	16	3.2	5	0	0	2	1	0	11	2.2



## #30 Lamont Arrington

6-11 • 230 • Senior • Forward/Center

Detroit, Mich./Osborn HS/Schoolcraft College [Michigan]

Intended college major is sociology

- Played 18 of 27 games averaging 0.9 points, 0.9 rebounds; started on Senior Night (Iowa State)
- Tied a career-best eight points against Mercer (Dec. 22), also grabbed three rebounds
- Scored first point of the season at TCU (Dec. 20)
- One of 10 seniors and one of four second-year players
- Tallest player (6'11") in the program and the eighth tallest in CU history

**2004-05:** Saw action in 25 games with seven starts

- Averaged 1.9 points and 1.4 rebounds a game
- Shot 22-of-34 from the field (.647)
- Seven starts averaged 2.3 points and 2.3 rebounds
- Made three conference starts (at Oklahoma, Jan. 8; Nebraska, Jan. 12; at Missouri, Feb. 22)
- Started five games in a row (Dec. 28-Jan. 12)
- Season-best 28 minutes at Richmond (Jan. 4)
- Tied Big 12 high with 19 minutes at Missouri, at Oklahoma
- College debut scored six points and six rebounds
- Recorded a season-best eight points on four field goals in 28 minutes against the Spiders; Returned home to the Detroit area and started at Michigan in second game of the season in the Preseason NIT

### Game-by-Game Stats

Game	GS	Min	FGs	3FGs	FTs	O-D-Reb	Pf	A	To	BL	ST	Pts
UNC WILMINGTON			did not play									
at Colorado State			did not play									
vs. Saint Mary's	-	3	0-0	0-0	0-0	0-1-1	0	0	0	0	0	0
at Penn	-	1	0-0	0-0	0-0	0-0-0	0	0	0	0	0	0
CAL POLY	-	4	0-1	0-0	0-0	2-1-3	0	0	0	2	0	0
UTAH	-	5	0-1	0-0	0-0	1-0-1	2	0	0	0	1	0
UC IRVINE	-	1	0-0	0-0	0-0	0-0-0	2	0	1	0	0	0
at TCU	-	4	0-0	0-0	1-2	0-1-1	0	0	0	0	0	1
MERCER	-	12	4-6	0-0	0-1	0-3-3	1	0	1	0	0	8
DARTMOUTH	-	4	0-1	0-0	0-0	0-0-0	0	0	0	0	0	0
SAVANNAH STATE	-	3	0-1	0-0	1-2	0-0-0	1	1	1	0	1	1
at Texas	-	2	0-1	0-0	0-0	0-0-0	0	0	0	0	0	0
KANSAS	-	1	0-0	0-0	0-0	0-0-0	0	0	0	0	0	0
at Missouri	-	4	0-1	0-0	0-0	1-1-2	2	0	1	0	0	0
BAYLOR	-	4	1-2	0-0	0-0	0-1-1	1	0	0	2	0	2
at Oklahoma State			did not play									
NEBRASKA			did not play									
KANSAS STATE	-	5	1-2	0-0	0-0	1-0-1	0	0	0	0	0	2
at Iowa State	-	6	0-0	0-0	0-0	0-2-2	1	0	1	0	0	0
at Texas A&M	-	6	0-2	0-0	0-0	0-0-0	2	0	1	0	0	0
TEXAS TECH			did not play									
OKLAHOMA			did not play									
at Kansas State			did not play									
at Nebraska	-	5	0-0	0-0	2-2	0-1-1	4	0	0	0	0	2
MISSOURI			did not play									
at Kansas			did not play									
IOWA STATE	*	3	0-0	0-0	0-2	1-0-1	0	0	1	0	0	0

### Career Statistics

Year	GP	GS	Min	Avg	FG	FGA	Pct	3FG	3FGA	3Pct	FT	FTA	Pct	O	D	T	Avg	PF	FO	A	T	BS	ST	TP	Avg
2005-06	18	1	73	4.1	6	18	.333	0	0	.000	4	9	.444	6	11	17	0.9	16	0	1	7	4	2	16	0.9
2004-05	25	7	264	10.6	22	34	.647	0	0	.000	3	15	.200	13	23	36	1.4	43	1	5	22	13	10	47	1.9
<b>TOTALS</b>	<b>43</b>	<b>8</b>	<b>337</b>	<b>7.8</b>	<b>28</b>	<b>52</b>	<b>.538</b>	<b>0</b>	<b>0</b>	<b>.000</b>	<b>7</b>	<b>24</b>	<b>.292</b>	<b>19</b>	<b>34</b>	<b>53</b>	<b>1.2</b>	<b>59</b>	<b>1</b>	<b>6</b>	<b>29</b>	<b>17</b>	<b>12</b>	<b>63</b>	<b>1.5</b>

### Big 12 Conference Statistics

Year	GP	GS	Min	Avg	FG	FGA	Pct	3FG	3FGA	3Pct	FT	FTA	Pct	O	D	T	Avg	PF	FO	A	T	BS	ST	TP	Avg
2005-06	9	1	36	4.0	2	8	.250	0	0	.000	2	4	.500	3	5	8	0.9	10	0	0	4	2	0	6	0.7
2004-05	12	3	76	6.3	5	8	.625	0	0	.000	0	4	.000	4	7	11	0.9	14	0	0	6	4	0	10	0.8
<b>TOTALS</b>	<b>21</b>	<b>4</b>	<b>112</b>	<b>5.3</b>	<b>7</b>	<b>16</b>	<b>.438</b>	<b>0</b>	<b>0</b>	<b>.000</b>	<b>2</b>	<b>8</b>	<b>.250</b>	<b>7</b>	<b>12</b>	<b>19</b>	<b>0.9</b>	<b>24</b>	<b>0</b>	<b>0</b>	<b>10</b>	<b>6</b>	<b>0</b>	<b>16</b>	<b>0.8</b>

### Big 12 Post-Season Statistics

Year	GP	GS	Min	Avg	FG	FGA	Pct	3FG	3FGA	3Pct	FT	FTA	Pct	O	D	T	Avg	PF	FO	A	T	BS	ST	TP	Avg
2004-05	1	0	1	1.0	0	0	.000	0	0	.000	0	0	.000	0	0	0	0.0	0	0	0	0	0	0	0	0.0

### Arrington's Season/Career Highs

Points	Season	8	Mercer	12/22/05
Career	8	twice		
Big 12	4	at Oklahoma		1/8/05
Field Goals	Season	4	Mercer	12/22/05
Career	4	twice		
Big 12	2	at Oklahoma		1/8/05
Field Goal Attempts	Season	6	Mercer	12/22/05
Career	6 <td>College of Charleston</td> <td></td> <td>11/15/04</td>	College of Charleston		11/15/04
Big 12	3	at Oklahoma		1/8/05
Free Throws	Season	2	at Nebraska	2/22/06
Career	2	twice		
Big 12	2	at Nebraska		2/22/06
Free Throw Attempts	Season	2	three times	
Career	4	at Richmond		1/04/05
Big 12	3	at Kansas		2/12/05
Offensive Rebounds	Season	2	Cal Poly	12/3/05
Career	3	at Richmond		1/04/05
Big 12	1	five times		
Defensive Rebounds	Season	3	Mercer	12/22/05
Career	5	College of Charleston		11/15/04
Big 12	3	at Missouri		2/22/05
Rebounds	Season	3	twice	
Career	6	College of Charleston		11/15/04
Big 12	4	at Missouri		2/22/05
Assists	Season	1	Savannah State	01/03/06
Career	2	Gardner-Webb		12/28/04
Big 12	-			
Blocked Shots	Season	2	twice	
Career	3	Nebraska		1/12/05
Big 12	3	Nebraska		1/12/05
Steals	Season	1	twice	
Career	3	at Oregon State		12/4/04
Big 12	-			
Minutes Played	Season	12	Mercer	12/22/05
Career	28	at Richmond		1/04/05
Big 12	19	twice		



## #32 Marcus King-Stockton

6-9 • 235 • Sophomore • Forward

Denver, Colo./Colorado Academy

Open option major in CU's College of Arts and Sciences

- Made first start vs. Texas Tech (4 rebounds, 1 blk.)
- Averages 2.0 points and 3.5 rebounds a game
- has started three of the last seven games
- Along with his physical presence in the paint, also provides a jump shot around the basket
- Nearly had CU's third double-double of the season with eight points and 11 rebounds (seven offensive) against Baylor. He had eight points and nine boards at the half. His point total

was a season-high and his rebounding total was a career-best

- Returns as one of two sophomores
- Gives CU much needed size and strength in the post.

**2004-05:** Averaged 2.3 points and 2.3 rebounds in 25 games played including one start

- Best game came in home finale against Iowa State (Mar. 5) with nine points, seven rebounds and season-high 24 minutes
- First collegiate start vs. Radford (Dec. 23): 21 minutes, five rebounds, two points
- Season-best 11 points, eight rebounds and 4-of-4 from the field vs. UMKC (Dec. 21)
- 22 minutes vs. Nebraska (Jan. 12) with season-high five offensive rebounds ... Five points, two rebounds vs. Colorado State (Dec. 18) ... Helped CU build first-half lead (nine points) against the Rams with three-point play on a dunk and free throw at 4:51.

## King-Stockton's Season/Career Highs

Points			
Season	8	Baylor	1/18/06
Career	11	UMKC	12/21/04
Big 12	9	Iowa State	3/5/05
Field Goals			
Season	3	Baylor	1/18/06
Career	4	UMKC	12/21/04
Big 12	3	twice	
Field Goal Attempts			
Season	6	at Colorado State	11/21/05
Career	6	at Colorado State	11/21/05
Big 12	4	twice	
Free Throws			
Season	2	Baylor	1/18/06
Career	3	three times	
Big 12	3	Iowa State	3/5/05
Free Throw Attempts			
Season	5	Baylor	1/18/06
Career	5	UMKC	12/21/04
Big 12	5	Baylor	1/18/06
Offensive Rebounds			
Season	7	Baylor	1/18/06
Career	7	Baylor	1/18/06
Big 12	7	Baylor	1/18/06
Defensive Rebounds			
Season	7	Missouri	2/25/06
Career	7	Missouri	2/25/06
Big 12	7	Missouri	2/25/06
Rebounds			
Season	11	Baylor	1/18/06
Career	11	Baylor	1/18/06
Big 12	11	Baylor	1/18/06
Assists			
Season	3	twice	
Career	3	twice	
Big 12	2	twice	
Turnovers			
Season	3	twice	
Career	3	twice	
Big 12	1	five times	
Blocked Shots			
Season	3	Kansas	1/11/06
Career	3	Kansas	1/11/06
Big 12	3	Kansas	1/11/06
Steals			
Season	1	five times	
Career	2	twice	
Big 12	2	at Missouri	2/22/05
Minutes Played			
Season	23	at Colorado State	11/21/05
Career	24	Iowa State	3/5/05
Big 12	24	Iowa State	3/5/05

## Game-by-Game Stats

Game	GS	Min	FGs	3FGs	FTs	O-D-Reb	Pf	A	To	BL	ST	Pts
UNC WILMINGTON	-	7	1-1	0-0	0-0	0-1-1	0	1	0	0	2	2
at Colorado State	-	23	2-6	0-0	0-0	4-3-7	4	0	2	2	0	4
vs. Saint Mary's	-	5	2-3	0-0	0-0	0-0-0	1	0	0	0	0	4
at Penn	-	11	1-3	0-0	0-0	2-5-7	2	3	0	1	1	2
CAL POLY	-	12	2-4	0-0	1-2	2-3-5	1	1	0	0	0	5
UTAH	-	14	2-2	0-0	0-0	3-0-3	3	3	1	1	0	4
UC IRVINE	-	10	0-1	0-0	0-0	1-1-2	1	0	1	0	0	0
at TCU	-	15	0-0	0-0	0-0	0-3-3	4	2	3	2	0	0
MERCER	-	8	0-2	0-0	0-0	1-1-2	1	0	1	0	0	0
DARTMOUTH	-	6	0-2	0-0	0-2	2-1-3	1	0	0	1	0	0
SAVANNAH STATE	-	9	2-4	0-0	0-0	1-3-4	1	0	0	0	1	4
at Texas	-	3	0-0	0-0	0-0	0-1-1	2	0	1	0	0	0
KANSAS	-	11	0-2	0-0	0-0	0-1-1	0	0	1	3	1	0
at Missouri	-	10	0-2	0-0	0-0	1-1-2	3	0	0	1	0	0
BAYLOR	-	19	3-4	0-0	2-5	7-4-11	1	1	3	1	1	8
at Oklahoma State	-	20	0-2	0-0	0-0	3-1-4	4	2	0	1	0	0
NEBRASKA	-	14	0-0	0-0	0-0	1-3-4	3	0	0	0	0	4
KANSAS STATE	-	18	1-1	0-0	1-2	0-2-2	2	2	0	2	0	3
at Iowa State	-	4	0-0	0-0	0-2	0-1-1	0	0	0	0	0	0
at Texas A&M	-	17	0-1	0-0	0-0	1-2-3	2	1	0	0	1	0
TEXAS TECH	*	16	0-1	0-0	0-0	1-3-4	2	1	1	1	0	0
OKLAHOMA	*	18	3-5	0-0	0-0	3-3-6	2	0	1	0	0	6
at Kansas State	*	10	0-2	0-0	0-0	1-1-2	1	0	0	1	0	0
at Nebraska	-	5	0-0	0-0	0-0	0-0-0	2	0	0	0	1	0
MISSOURI	-	14	3-3	0-0	1-2	3-7-10	1	0	1	0	1	7
at Kansas	-	17	0-3	0-0	0-0	3-2-5	2	0	0	0	0	0
IOWA STATE	-	6	2-3	0-0	0-0	1-1-2	1	0	0	0	0	4

## Career Statistics


Year	GP	GS	Min	Avg	FG	FGA	Pct	3FG	3FGA	3Pct	FT	FTA	Pct	O	D	T	Avg	Pf	FO	A	T	BS	ST	TP	Avg
2005-06	27	3	322	11.9	24	57	.421	0	0	.000	5	15	.333	41	54	95	3.5	49	0	16	17	17	7	53	2.0
2004-05	25	1	262	10.5	20	37	.541	0	0	.000	17	26	.654	34	23	57	2.3	23	0	11	6	13	7	57	2.3
<b>TOTALS</b>	<b>52</b>	<b>4</b>	<b>584</b>	<b>11.2</b>	<b>42</b>	<b>94</b>	<b>.447</b>	<b>0</b>	<b>0</b>	<b>.000</b>	<b>22</b>	<b>41</b>	<b>.537</b>	<b>75</b>	<b>77</b>	<b>152</b>	<b>2.9</b>	<b>72</b>	<b>0</b>	<b>27</b>	<b>23</b>	<b>30</b>	<b>14</b>	<b>110</b>	<b>2.1</b>

## Big 12 Conference Statistics

Year	GP	GS	Min	Avg	FG	FGA	Pct	3FG	3FGA	3Pct	FT	FTA	Pct	O	D	T	Avg	Pf	FO	A	T	BS	ST	TP	Avg
2005-06	16	3	202	12.6	12	29	.414	0	0	.000	4	11	.364	25	33	58	3.6	28	0	7	8	10	5	28	1.8
2004-05	12	0	120	10.0	6	15	.400	0	0	.000	6	9	.667	15	13	28	2.3	9	0	0	3	7	5	18	1.5
<b>TOTALS</b>	<b>28</b>	<b>3</b>	<b>322</b>	<b>11.5</b>	<b>18</b>	<b>44</b>	<b>.409</b>	<b>0</b>	<b>0</b>	<b>.000</b>	<b>10</b>	<b>20</b>	<b>.500</b>	<b>40</b>	<b>46</b>	<b>86</b>	<b>3.1</b>	<b>37</b>	<b>0</b>	<b>7</b>	<b>11</b>	<b>17</b>	<b>10</b>	<b>46</b>	<b>1.6</b>

## Big 12 Post-Season Statistics

Year	GP	GS	Min	Avg	FG	FGA	Pct	3FG	3FGA	3Pct	FT	FTA	Pct	O	D	T	Avg	Pf	FO	A	T	BS	ST	TP	Avg
2004-05	2	0	22	11.0	1	4	.250	0	0	.000	1	2	.500	3	2	5	2.5	5	0	3	0	0	0	3	1.5



## #33 Julius Ashby

6-9 • 235 • Senior • Forward/Center

Trinidad & Tobago/Bates Memorial HS/

Marshalltown CC [Iowa]

Major is international affairs

- Played 25 minutes against Oklahoma (Feb. 15) with 13 points ... His 13 points against the Sooners was the most scored in conference play this season on 5-of-6 shooting, also grabbed five rebounds and had three assists

- Averaging 4.8 points, 4.6 rebounds

- In non-conference play, saw 26 minutes in the

against Savannah State (Jan. 3) scoring 16 points with nine rebounds

- Played only 13 minutes in conference opener at Texas (Jan. 7), fouled out with 16 minutes left in the second half

- Saw 11 minutes against Mercer (Dec. 22) in his first action of the season scoring six points with five rebounds ... **2005-06 PRESEASON NOTES:** Had two impressive showings at the Big 12 Tournament in 2004-05 ... Averaged 16.5 points, seven rebounds, 13-of-20 from the field (.650), including a tournament record from the field 9-of-10 shooting against the Cowboys.

**2004-05:** Played 22 games with 19 starts; Missed seven games with a torn tendon (Dec. 23-Jan. 15); Led CU in rebounding seven times, including a conference-best 13 in overtime victory at Iowa State (Jan. 22) helping the Buffs win at Ames for the first time since 1991 (13 games)

- Grabbed a team-best 17 rebounds in victory at California (Dec. 7) along with 11 points for his collegiate double-double at CU

- Tied the school road record with six blocked shots at Michigan (Nov. 17)

Game	GS	Min	FGs	FTs	O-D-Reb	Pf	A	To	BL	ST	Pts
MERCER	-	11	2-5	2-2	2-3-5	0	1	0	0	0	6
DARTMOUTH	-	13	2-5	2-4	1-4-5	1	0	2	1	0	6
SAVANNAH STATE	-	26	6-11	4-4	3-6-9	1	2	4	2	1	16
at Texas	-	13	0-2	0-0	1-2-3	5	0	1	0	0	0
KANSAS	-	12	0-2	1-2	1-0-1	2	1	0	2	0	1
at Missouri	*	21	0-1	0-0	2-3-5	4	2	0	2	1	0
BAYLOR	*	17	0-3	0-0	2-8-10	3	0	3	2	0	0
at Oklahoma State	*	31	4-8	2-2	3-4-7	2	0	1	2	0	10
NEBRASKA	*	24	1-6	3-6	2-3-5	2	1	0	2	1	5
KANSAS STATE	*	11	1-4	2-2	2-0-2	4	0	0	1	0	4
at Iowa State	*	15	4-6	0-0	3-3-6	0	0	1	0	0	8
at Texas A&M	*	13	0-0	0-0	0-1-1	4	1	3	0	0	0
TEXAS TECH	-	20	0-2	1-2	1-4-5	1	2	2	3	0	1
OKLAHOMA	-	25	5-6	3-4	3-2-5	2	3	0	1	0	13
at Kansas State	-	16	2-6	2-2	4-1-5	2	0	1	1	2	6
at Nebraska	*	10	1-4	0-0	1-0-1	5	0	1	0	0	2
MISSOURI	*	17	2-4	0-0	2-1-3	3	0	0	2	0	4
at Kansas	*	20	3-5	1-2	1-2-3	3	0	2	1	0	7
IOWA STATE	-	17	1-2	1-2	0-6-6	3	1	2	1	0	3

### Career Statistics

Year	GP	GS	Min	Avg	FG	FGA	Pct	3FG	3FGA	3Pct	FT	FTA	Pct	O	D	T	Avg	Pf	FO	A	T	BS	ST	TP	Avg
2005-06	19	10	342	18.3	34	82	.415	0	0	.000	24	34	.706	34	53	87	4.6	47	2	14	23	23	5	92	4.8
2004-05	22	19	555	25.2	66	132	.500	0	0	.000	34	69	.493	57	76	133	6.0	64	4	16	34	33	20	166	7.5
<b>TOTALS</b>	<b>41</b>	<b>29</b>	<b>897</b>	<b>21.9</b>	<b>100</b>	<b>214</b>	<b>.467</b>	<b>0</b>	<b>0</b>	<b>.000</b>	<b>58</b>	<b>103</b>	<b>.563</b>	<b>91</b>	<b>129</b>	<b>220</b>	<b>5.4</b>	<b>111</b>	<b>6</b>	<b>30</b>	<b>57</b>	<b>56</b>	<b>25</b>	<b>258</b>	<b>6.3</b>

### Big 12 Conference Statistics

Year	GP	GS	Min	Avg	FG	FGA	Pct	3FG	3FGA	3Pct	FT	FTA	Pct	O	D	T	Avg	Pf	FO	A	T	BS	ST	TP	Avg
2005-06	16	10	292	18.3	24	61	.393	0	0	.000	16	24	.667	28	40	68	4.3	45	2	11	17	20	4	64	4.0
2004-05	12	10	312	26.0	26	58	.448	0	0	.000	10	31	.323	30	34	64	5.3	36	3	11	20	20	9	62	5.2
<b>TOTALS</b>	<b>28</b>	<b>20</b>	<b>604</b>	<b>21.6</b>	<b>50</b>	<b>119</b>	<b>.420</b>	<b>0</b>	<b>0</b>	<b>.000</b>	<b>26</b>	<b>55</b>	<b>.472</b>	<b>58</b>	<b>74</b>	<b>132</b>	<b>4.7</b>	<b>81</b>	<b>5</b>	<b>22</b>	<b>37</b>	<b>40</b>	<b>13</b>	<b>126</b>	<b>4.5</b>

### Big 12 Post-Season Statistics

Year	GP	GS	Min	Avg	FG	FGA	Pct	3FG	3FGA	3Pct	FT	FTA	Pct	O	D	T	Avg	Pf	FO	A	T	BS	ST	TP	Avg
2004-05	2	2	73	36.5	13	17	.765	0	0	.000	7	11	.636	7	7	14	7.0	8	0	0	2	0	2	33	16.5

### Season/Career Highs

Points			
Season	16	Savannah State	1/3/06
Career	19	vs. Oklahoma State	3/11/05
Big 12	19	vs. Oklahoma State	3/11/05
Field Goals			
Season	6	Savannah State	1/3/06
Career	9	vs. Oklahoma State	3/11/05
Big 12	9	vs. Oklahoma State	3/11/05
Field Goal Attempts			
Season	11	Savannah State	1/3/06
Career	11	at Michigan	11/17/04
Big 12	10	vs. Oklahoma State	3/11/05
Free Throws			
Season	4	Savannah State	1/3/06
Career	6	vs. Texas	3/10/05
Big 12	6	vs. Texas	3/10/05
Free Throw Attempts			
Season	6	Nebraska	1/25/06
Career	7	twice	
Big 12	7	vs. Texas	3/10/05
Offensive Rebounds			
Season	4	at Kansas State	2/18/06
Career	8	at California	12/7/04
Big 12	6	at Iowa State	1/22/05
Defensive Rebounds			
Season	8	Baylor	1/18/06
Career	9	at California	12/7/04
Big 12	8	Baylor	1/18/06
Rebounds			
Season	10	Baylor	1/18/06
Career	17	at California	12/7/04
Big 12	13	at Iowa State	1/22/05
Assists			
Season	3	Oklahoma	2/15/06
Career	4	Oklahoma State	1/30/05
Big 12	4	Oklahoma State	1/30/05
Blocked Shots			
Season	3	Texas Tech	2/11/06
Career	6	at Michigan	11/17/04
Big 12	4	at Iowa State	1/22/05
Steals			
Season	2	at Kansas State	2/18/06
Career	3	four times	
Big 12	3	Oklahoma State	1/30/05
Minutes Played			
Season	31	at Oklahoma State	1/21/06
Career	38	at Iowa State	1/22/05
Big 12	38	at Iowa State	1/22/05



## #42 Antoine McGee

5-10 • 185 • Senior • Point-Guard

Moreno Valley, Calif./Mercersberg Academy [Pa.]

College major is economics ... Named an NCAA student-athlete leadership conference participant in Florida spring 2004

- Has played in 24 of 27 games season, mostly in a reserve role, and has started four (at Missouri, Baylor, at Oklahoma State, Nebraska)

- Gives the team depth running the point with 28 assists and nine steals

- Has played in 114 of 117 career games over four-year career with 51 career starts (only games he did not play were last year's Big 12 Tournament game against Oklahoma State and this season's contests against Kansas State, Oklahoma, at Nebraska)

- Played 1,529 consecutive minutes without fouling out in a game, third all-time

- Ranks 22nd in assists (200) on the school's all-time list

- One of four seniors who has played previous three seasons in a Buffs uniform

- Brother Andre, a freshman, plays at Louisville.

## McGee's Season/Career Highs

### Points

Season	3	UNC Wilmington	11/18/05
Career	10	Oklahoma	2/25/04
Big 12	10	Oklahoma	2/25/04

### Field Goals

Season	1	twice
Career	3	three times
Big 12	3	twice

### Field Goal Attempts

Season	2	Mercer	12/22/04
Career	7	twice	
Big 12	7	Kansas State	1/15/03

### Free Throws

Season	1	twice	
Career	4	Oklahoma	2/25/04
Big 12	4	Oklahoma	2/25/04

### Free Throw Attempts

Season	2	Mercer	12/22/05
Career	8	Oklahoma	2/25/04
Big 12	8	Oklahoma	2/25/04

### Offensive Rebounds

Season	1	St. Mary's	11/26/05
Career	1	18 times	
Big 12	1	seven times	

### Defensive Rebounds

Season	2	at TCU	12/20/05
Career	4	twice	
Big 12	3	four times	

### Rebounds

Season	2	at TCU	12/20/05
Career	5	UMKC	12/21/04
Big 12	2	twice	

### Three-Point Field Goals

Season	-		
Career	2	Kansas State	1/15/03
Big 12	2	Kansas State	1/15/03

### Three-Point Attempts

Season	1	three times	
Career	3	Kansas State	1/15/03
Big 12	3	Kansas State	1/15/03

### Assists

Season	6	Mercer	12/22/05
Career	10	Stetson	11/24/02
Big 12	7	Missouri	2/22/03

### Blocked Shots

Season	1	Texas Tech	2/11/06
Career	1	four times	
Big 12	1	three times	

### Steals

Season	3	UNC Wilmington	11/18/05
Career	3	at Utah	12/30/04
Big 12	2	Kansas State	2/26/05

### Minutes Played

Season	15	twice	
Career	34	Kansas State	1/15/03
Big 12	34	Kansas State	1/15/03

Game	GS	Min	FGs	3FGs	FTs	O-D-Reb	Pf	A	To	BL	ST	Pts
UNC WILMINGTON	-	11	1-1	0-0	1-1	0-0-0	0	1	0	0	3	3
at Colorado State	-	7	0-1	0-1	0-0	0-0-0	1	0	1	0	0	0
vs. Saint Mary's	-	6	0-1	0-0	0-0	1-0-1	2	3	1	0	0	0
at Penn	-	2	0-0	0-0	0-0	0-0-0	0	0	0	0	0	0
CAL POLY	-	7	0-1	0-0	0-0	0-1-1	0	1	0	0	0	0
UTAH	-	1	0-0	0-0	0-0	0-0-0	0	0	0	0	0	0
UC IRVINE	-	2	0-0	0-0	0-0	0-0-0	0	0	0	0	0	0
at TCU	-	9	0-0	0-0	0-0	0-2-2	1	2	1	0	1	0
MERCER	-	15	0-2	0-1	1-2	0-1-1	1	6	2	0	1	1
DARTMOUTH	-	6	0-0	0-0	0-0	0-0-0	0	0	0	0	1	0
SAVANNAH STATE	-	12	0-1	0-1	0-0	0-0-0	3	2	0	0	0	0
at Texas	-	2	0-0	0-0	0-0	0-0-0	0	0	0	0	0	0
KANSAS	-	6	0-0	0-0	0-0	0-0-0	0	0	0	0	0	0
at Missouri	*	15	0-1	0-1	0-0	1-0-1	3	2	1	0	0	0
BAYLOR	*	8	1-1	0-0	0-0	0-0-0	1	1	0	0	0	2
at Oklahoma State	*	13	0-0	0-0	0-0	0-0-0	1	2	0	0	0	0
NEBRASKA	*	2	0-0	0-0	0-0	0-0-0	0	0	0	0	0	0
KANSAS STATE		did not play										
at Iowa State	-	5	0-0	0-0	0-0	1-0-1	1	2	0	0	1	0
at Texas A&M	-	10	0-1	0-0	0-0	0-0-0	2	3	1	0	1	0
TEXAS TECH	-	9	0-0	0-0	0-0	0-0-0	1	0	0	1	0	0
OKLAHOMA		did not play										
at Kansas State	-	1	0-0	0-0	0-0	0-0-0	0	0	0	0	0	0
at Nebraska		did not play										
MISSOURI	-	7	1-2	0-0	0-0	0-0-0	0	0	0	0	0	2
at Kansas	-	4	0-0	0-0	0-0	0-0-0	0	1	1	0	1	0
IOWA STATE	*	12	0-2	0-0	0-1	0-0-0	2	0	2	0	0	0

### Career Statistics

Year	GP	GS	Min	Avg	FG	FGA	Pct	3FG	3FGA	3Pct	FT	FTA	%	O	D	T	Avg	PF	FO	A	T	BS	ST	TP	Avg
2005-06	24	5	172	7.2	3	15	.200	0	4	.000	2	4	.500	3	4	7	0.3	19	0	28	8	1	9	8	0.3
2004-05	29	6	340	11.7	10	29	.345	2	4	.500	1	4	.250	5	26	31	1.1	38	0	27	18	1	16	23	0.8
2003-04	29	11	386	13.3	19	46	.413	1	2	.500	12	25	.480	4	21	25	0.9	52	0	50	29	1	9	51	1.8
2002-03	32	29	631	19.7	27	91	.297	6	24	.250	24	37	.649	8	36	44	1.4	55	0	95	43	1	19	84	2.6
<b>TOTALS</b>	<b>114</b>	<b>51</b>	<b>1529</b>	<b>13.4</b>	<b>59</b>	<b>181</b>	<b>.326</b>	<b>9</b>	<b>34</b>	<b>.265</b>	<b>39</b>	<b>70</b>	<b>.557</b>	<b>20</b>	<b>87</b>	<b>107</b>	<b>0.9</b>	<b>163</b>	<b>0</b>	<b>200</b>	<b>101</b>	<b>4</b>	<b>53</b>	<b>166</b>	<b>1.5</b>

### Big 12 Conference Statistics

Year	GP	GS	Min	Avg	FG	FGA	Pct	3FG	3FGA	3Pct	FT	FTA	%	O	D	T	Avg	PF	FO	A	T	BS	ST	TP	Avg
2005-06	13	5	94	7.2	2	8	.250	0	1	.000	0	1	.000	2	0	2	0.2	11	0	13	3	1	3	4	0.3
2004-05	16	5	169	10.6	4	14	.286	1	2	.500	1	2	.500	2	9	11	0.7	21	0	12	7	1	5	10	0.6
2003-04	16	1	175	10.9	7	17	.412	0	1	.000	7	15	.467	2	13	15	0.9	26	0	25	13	0	5	21	1.3
2002-03	16	14	350	21.9	13	48	.271	2	11	.182	12	18	.667	3	20	23	1.4	31	0	46	24	1	12	40	2.5
<b>TOTAL</b>	<b>61</b>	<b>25</b>	<b>808</b>	<b>13.2</b>	<b>26</b>	<b>87</b>	<b>.299</b>	<b>3</b>	<b>15</b>	<b>.200</b>	<b>20</b>	<b>36</b>	<b>.556</b>	<b>9</b>	<b>42</b>	<b>51</b>	<b>0.8</b>	<b>89</b>	<b>0</b>	<b>96</b>	<b>48</b>	<b>3</b>	<b>27</b>	<b>73</b>	<b>1.2</b>

### Big 12 Post-Season Statistics

Year	GP	GS	Min	Avg	FG	FGA	Pct	3FG	3FGA	3Pct	FT	FTA	%	O	D	T	Avg	PF	FO	A	T	BS	ST	TP	Avg
2004-05	1	0	4	4.0	0	1	.000	0	0	.000	0	0	.000	0	0	0	0.0	0	0	0	0	0	0	0	0.0
2003-04	1	0	12	12.0	1	3	.333	0	0	.000	0	0	.000	1	0	1	1.0	1	0	0	1	0	0	2	2.0
2002-03	2	2	20	10.0	0	2	.000	0	0	.000	2	2	1.00	0	1	1	0.5	4	0	2	1	0	0	2	1.0
<b>TOTALS</b>	<b>4</b>	<b>2</b>	<b>36</b>	<b>8.0</b>	<b>1</b>	<b>6</b>	<b>.167</b>	<b>0</b>	<b>0</b>	<b>.000</b>	<b>2</b>	<b>2</b>	<b>1.00</b>	<b>1</b>	<b>1</b>	<b>2</b>	<b>0.7</b>	<b>5</b>	<b>0</b>	<b>2</b>	<b>2</b>	<b>0</b>	<b>0</b>	<b>4</b>	<b>1.0</b>

**Game 1**

**Colorado** 73  
**UNC Wilmington** 54  
**Nov. 18, 2005** Coors Events Center

**BOULDER, Colo. (AP)** - Chris Copeland's 20 points led Colorado past UNC Wilmington 73-54 Friday night, the Seahawks' first loss after three impressive wins in the Black Coaches Association Tournament.

Bufs coach Ricardo Patton, who has a .547 winning percentage and a .439 Big 12 mark in his decade in Boulder, improved to 10-0 in season openers.

Richard Roby, who led the Bufs with a 16-point average as a freshman last season, added 14 points, Jayson Obazuaye had 12 and Andy Osborn finished with 10. T.J. Carter's 12 points led the Seahawks (3-1).

With 6-9 post player Julius Ashby academically ineligible until the second semester, the Bufs turned to forwards Copeland, a junior, and Osborn, one of Colorado's nation-high 10 seniors on the roster, to control the paint and keep Wilmington from going 4-0 on its trip through the Rockies.

Copeland scored 10 first-half points - he had the only successful 3-pointer in nine tries by Colorado - and Osborn, who finished with eight boards, had eight points by halftime as the Bufs inched ahead 29-23.

The Seahawks, of the Colonial Athletic Association, have averaged better than 19 wins each of their three seasons under coach Brad Brownell. They were fresh off capturing the championship of the Black Coaches Association Tournament in Laramie, Wyo., with wins over Butler, Wyoming and Northwestern.

But instead of being in rhythm, they were tired. Both teams started out slowly with Wilmington shooting 39 percent (10-of-26) in the first half and Colorado 38 percent (11-of-29).

The Seahawks were within six at 38-32 when the Buffaloes, led by Copeland's five points, used an 18-2 run to take control. Antoine McGee's three-point play with 11:12 remaining made it 56-34.

Back-to-back baskets by Roby and Copeland's three-point play made it 68-44 with 3:46 left.

**UNC WILMINGTON (3-1)**

Player	FGs	3-pt	FT	O-D	R F	TP	A	TO	B	S	Min	
Laue f	4-8	2-3	0-2	2-1	3	4	10	1	2	1	0	18
Hendley f	2-8	0-1	0-0	3-3	6	3	4	0	3	0	0	29
Wyrick f	2-7	0-0	0-0	0-5	5	2	4	1	6	1	1	30
Goldsberry g	3-4	1-2	0-0	1-0	1	4	7	6	2	0	1	26
Soyebo g	0-3	0-1	0-0	0-3	3	2	0	3	5	0	1	21
Carter	4-9	2-6	2-2	0-1	1	1	12	1	5	0	0	25
Fountain	1-5	0-1	0-0	0-3	3	0	2	0	0	0	0	9
Lay	0-1	0-0	2-2	0-0	0	3	2	0	1	0	0	11
Miller	2-4	0-0	0-0	3-1	4	0	4	1	1	0	0	9
Grkovic	0-1	0-0	0-0	0-0	0	1	0	0	0	0	0	11
Kuljanin	4-4	0-0	1-2	1-1	2	4	9	0	1	0	0	11
Team					2-1	3						
Totals	22-54	5-14	5-8	12-19	31	24	54	13	26	2	3	200

FG% 1st Hlf 10-26 38.5% 2nd Hlf 12-28 42.9% Game 40.7%  
 3-Pt.FG% 1st Hlf 2-6 33.3% 2nd Hlf 3-8 37.5% Game 35.7%  
 FT % 1st Hlf 1-2 50.0% 2nd Hlf 4-6 66.7% Game 62.5%  
 deadball rebounds: 0

**COLORADO (1-0)**

Player	FGs	3-pt	FT	O-D	R F	TP	A	TO	B	S	Min	
Osborn f	4-10	0-4	2-2	3-5	8	3	10	1	0	3	3	34
Copeland f	5-6	2-3	8-9	2-3	5	2	20	0	4	2	1	28
Obazuaye g	5-10	0-2	2-6	2-5	7	2	12	3	5	1	2	31
Coleman g	3-10	0-2	1-2	2-3	5	1	7	2	2	0	2	28
Roby g	5-12	2-3	2-2	2-5	7	3	14	4	4	0	3	29
Eddy	1-1	0-0	1-2	2-0	2	0	3	0	0	0	0	8
Senger	0-0	0-0	0-0	0-0	0	0	0	0	0	0	1	2
Freeman	0-0	0-0	0-0	0-0	0	0	0	0	0	0	0	2
Hall	1-5	0-3	0-0	0-0	0	0	2	1	1	0	2	16
King-Stockton	1-1	0-0	0-0	0-1	1	2	2	0	1	0	0	7
McGee	1-1	0-0	1-1	0-0	0	0	3	1	0	0	3	11
Williams	0-0	0-0	0-0	0-0	0	1	0	0	0	0	0	4
Team					0-1	1						
Totals	26-56	4-17	17-24	13-23	36	14	73	12	17	6	17	200

FG% 1st Hlf 11-29 37.9% 2nd Hlf 15-27 55.6% Game 46.4%  
 3-Pt.FG% 1st Hlf 1-9 11.1% 2nd Hlf 3-8 37.5% Game 23.5%  
 FT % 1st Hlf 6-8 75.0% 2nd Hlf 11-16 68.8% Game 70.8%  
 deadball rebounds: 5

UNCW 23 31 54  
 Colorado 29 44 73

Officials: Rick Randall, Warren Evans, Chuck Hood  
 Technicals: none. Attendance: 3268. Fouled out: none.

**Game 2**

**Colorado** 82  
**at Colorado State** 83  
**Nov. 21, 2005** Moby Arena

**FORT COLLINS, Colo. (AP)** - Sophomore Sean Morris scored a career-best 34 points and his older brother, senior Michael Morris, sank two critical free throws with 10 seconds left as Colorado State beat Colorado, 83-82 Monday night.

After the elder Morris' free throws made it 83-80, Chris Copeland inexplicably dished it inside to Martane Freeman, whose dunk made it 83-82.

The Bufs called timeout with 2.3 seconds left, and Cory Lewis' inbounds pass bounced off Jason Smith with 1.5 seconds left, giving the ball back to the Buffaloes underneath their basket.

Michael Harrison tipped Marcus Hall's inbounds pass to Smith, who dribbled out the clock, securing the Rams' 25th straight home opening victory and their first win over the Bufs since 1999, setting off a wild celebration at Moby Arena, where the students stormed the court.

Smith added 16 points for the Rams (2-0), who also got 10 points each from Harrison and Lewis. Hall added 12 points, seven assists and tied a career-best four steals.

Freeman's career-high 17 points off the bench and Copeland's 16 points led the Bufs (1-1), who saw a 74-66 lead with 7 1/2 minutes vanish when the Rams turned up their pressure defense.

Sean Morris tied it at 79 with 52 seconds left when he sank his school record-tying ninth 3-pointer.

Hall charged at the other end, then fouled Smith, whose two free throws with 26 seconds left gave the Rams the lead for good at 81-79.

Richard Roby (10 points) was fouled with 11 seconds left but missed one of two foul shots, leaving the Rams ahead by a point. After a timeout, Roby fouled Michael Morris, who calmly sank both free throws for an 83-80 lead.

The Bufs have long played a running style and they appeared set to extend their winning streak over the Rams to six for the first time since 1946-50 when they built an eight-point second half lead.

Andy Osborn (11 points) sank three 3-pointers in helping Colorado built a 43-40 halftime lead but he scored just two points in the second half.

**COLORADO (1-1)**

Player	FGs	3-pt	FT	O-D	R F	TP	A	TO	B	S	Min	
Osborn f	4-7	3-6	0-0	0-0	0	4	11	1	2	0	0	25
Copeland f	7-12	1-3	1-4	2-3	5	1	16	2	0	0	1	31
Obazuaye g	3-9	0-1	1-2	2-3	5	5	7	3	2	0	2	24
Coleman g	2-4	1-1	0-0	2-0	2	2	5	3	4	0	0	14
Roby g	3-6	1-3	3-6	1-2	3	1	10	3	1	0	1	22
Eddy	0-0	0-0	0-0	0-0	0	0	0	0	0	0	0	0
Freeman	6-8	0-1	5-6	1-1	2	3	17	2	0	1	3	24
Hall	5-8	1-2	1-1	1-2	3	4	12	7	4	0	4	29
King-Stockton	2-6	0-0	0-0	4-3	7	4	4	0	2	2	0	23
McGee	0-1	0-1	0-0	0-0	0	1	0	0	1	0	0	7
Team					2-3	5						
Totals	32-61	7-18	11-19	15-17	32	25	82	21	16	3	11	200

FG% 1st Hlf 15-31 48.4% 2nd Hlf 17-30 56.7% Game 52.5%  
 3-Pt.FG% 1st Hlf 6-10 60.0% 2nd Hlf 1-8 12.5% Game 38.9%  
 FT % 1st Hlf 7-10 70.0% 2nd Hlf 4-9 44.4% Game 57.9%  
 deadball rebounds: 5

**COLORADO STATE (2-0)**

Player	FGs	3-pt	FT	O-D	R F	TP	A	TO	B	S	Min	
Smith f	5-8	0-0	6-9	0-6	6	3	16	5	6	1	3	35
Harrison f	4-9	0-0	2-5	2-3	5	3	10	6	3	3	2	37
Morris,S. g	10-18	9-16	5-6	1-4	5	1	34	1	3	0	1	31
Lewis g	4-7	2-4	0-0	0-0	0	4	10	0	4	0	1	33
Morris,M. g	1-3	0-2	3-4	2-1	3	1	5	7	2	2	0	27
Clark	0-0	0-0	2-2	0-0	0	0	2	1	0	0	0	8
Harris	0-0	0-0	0-0	0-2	2	2	0	0	0	0	0	5
Robinson	0-2	0-0	0-0	2-0	2	0	0	0	1	0	0	11
Patterson	0-0	0-0	0-0	1-0	1	0	0	0	0	0	0	2
Brown	0-0	0-0	0-0	0-0	0	0	0	0	0	0	0	0
Gilling	2-3	2-3	0-0	0-0	0	1	6	0	1	0	0	11
Team					3-1	4						
Totals	26-50	13-25	18-26	11-17	28	17	83	20	20	6	7	200

FG% 1st Hlf 15-29 51.7% 2nd Hlf 11-21 52.4% Game 52.0%  
 3-Pt.FG% 1st Hlf 7-15 46.7% 2nd Hlf 6-10 60.0% Game 52.0%  
 FT % 1st Hlf 3-4 75.0% 2nd Hlf 15-22 68.2% Game 69.2%  
 deadball rebounds: 4

Colorado 43 39 82  
 Colorado St. 40 43 83

Officials: Steve Welmer, Mark Whitehead, Rick Hartzell  
 Technicals: none. Attendance: 3268. Fouled out: none.

**Game 3**

**Colorado** 73  
**Saint Mary's** 54  
**Nov. 26, 2005** Pepsi Center

**DENVER, Colo. (AP)** - Richard Roby scored 17 of his 29 points in the first half and Colorado cruised to a 73-54 win over Saint Mary's on Saturday night in the Colorado Classic.

Roby, who averaged 16 points as a freshman, had started the season in somewhat of a slump, averaging just 12 points in the Bufs' 1-1 start that included a last-second loss to archrival Colorado State.

So, Roby stayed in the gym after practice to work on his game and it paid off at the Pepsi Center.

He was 4-of-7 from beyond the arc and also grabbed six rebounds off the defensive glass and stole the ball three times.

Dominique Coleman added 10 points for the Bufs, who improved to 5-1 against the Gaels of the West Coast Conference. Marcus Hall added a season-best eight assists, while freshman Calvin Williams came off the bench to grab seven rebounds.

Daniel Kickert's 22 points led the Gaels (1-1), who had a height advantage but couldn't keep up with the Bufs' faceted tempo led by Roby and quickly fell behind.

The Buffaloes (2-1) jumped out to a 40-26 halftime lead thanks to Roby's 17 points, two steals and a blocked shot. He was also 3-for-3 from three-point range.

The Gaels cut the deficit to single digits on Brett Collin's basket that made it 49-40 with 11 minutes left, but the Bufs quickly put to rest any hope of a comeback when Coleman slammed back-to-back baskets.

Colorado rebuilt its cushion to 67-49 on consecutive fastbreak buckets by Marcus King-Stockton with 3 1/2 minutes remaining.

Collins had 16 points and 11 boards for Saint Mary's.

**SAINT MARY'S (1-1)**

Player	FGs	3-pt	FT	O-D	R F	TP	A	TO	B	S	Min	
Kickert f	8-16	3-6	3-3	1-2	3	3	22	0	4	0	2	33
Collins f	7-17	0-1	2-6	5-6	11	1	16	1	3	0	1	34
Rhalimi c	1-2	0-0	0-0	0-4	4	1	2	0	1	0	0	7
DaSilva g	1-4	1-3	0-0	1-3	4	1	3	1	5	1	0	25
Golden g	0-2	0-1	0-0	0-3	3	4	0	0	1	1	1	19
Bond	0-2	0-1	0-0	0-0	0	0	0	0	0	0	0	6
White	0-1	0-1	3-4	0-0	0	1	3	0	0	0	0	6
Hunter	1-2	0-0	1-3	1-2	3	2	3	1	1	0	2	19
O'Leary	0-3	0-2	0-0	1-3	4	1	0	0	2	0	0	11
McCaughy	0-0	0-0	0-0	0-0	0	0	0	0	0	0	0	7
Simpson	1-5	0-2	1-4	2-3	5	1	3	0	2	1	0	15
Walberg	0-0	0-0	0-0	0-0	0	0	0	0	0	0	0	2
Sholberg	0-0	0-0	2-4	0-1	1	2	2	0	2	1	0	16
Team					1-3	4						
Totals	19-54	4-17	12-24	12-30	42	17	54	4	22	4	6	200

FG% 1st Hlf 10-32 31.3% 2nd Hlf 9-22 40.9% Game 35.2%  
 3-Pt.FG% 1st Hlf 2-10 20.0% 2nd Hlf 2-7 28.6% Game 23.5%  
 FT % 1st Hlf 4-9 44.4% 2nd Hlf 8-15 53.3% Game 50.0%  
 deadball rebounds: 5

**COLORADO (2-1)**

Player	FGs	3-pt	FT	O-D	R F	TP	A	TO	B	S	Min
Osborn f	1-7	0-4	1-3	1-2	3	1					

**Game 4**

**Colorado** **78**  
**at Penn** **60**  
**Nov. 29, 2005** **The Palestra**

**PHILADELPHIA, Pa.** - Sophomore guard Richard Roby and senior forward Chris Copeland scored 22 and 20 points, respectively leading the University of Colorado Buffaloes to 78-60 victory over the University of Pennsylvania at The Palestra.

CU/Penn played the first 20 minutes of play all even and went to the intermission with a 37-37 tie. Unfortunately for the Quakers, they went ice cold during the second half, and the Buffaloes took advantage to earn the 18-point win.

After shooting nearly 44 percent from the field during the first stanza, Penn (2-1) went just 9-of-31 (29.0 percent) in the second half including 2-of-15 (13.3 percent) from three-point land. CU on the other hand was 15-of-33 (45.5 percent) and an impressive 8-of-10 (.800) from the free throw line.

CU (3-1) jumped all over Penn to start the game, scoring nine of the game's first 10 points. However, the Quakers responded with an 8-3 run to draw within three, then reeled off 11 unanswered points to lead 20-16.

Roby led a five-point Colorado run that gave the Buffs back the lead, but after the teams traded buckets Penn went on another 11-point streak that pushed its lead to 33-23. Roby was again on display, though, scoring 10 points as CU climbed back to tie the game at the break. At the half Roby had 17 points and had missed just one of his 11 shots from the field (4-of-5 field goals including 3-of-3 three-pointers, 6-of-6 free throws).

The Buffs scored seven of the first 10 points in the second half to take a 44-40 lead, then extended that advantage to 50-42 as the Quakers missed several opportunities. Penn was within nine points with seven minutes left (57-48), but Colorado dropped seven of the next eight points to make its lead 15 (64-49) and Penn never got inside double digits after that.

Senior guard Jayson Obazuaye led the CU dominance on the glass with a game-high and career-high nine rebounds helping CU to a 50-28 advantage. Copeland added seven rebounds along with sophomore Marcus King-Stockton tying a personal-best seven boards.

**COLORADO (3-1)**

Player	FGs	3-pt	FT	O-D	R	F	TP	A	TO	B	S	Min
Osborn	f	3-7	2-4	0-0	4-4	3	8	0	3	0	0	21
Copeland	f	7-11	2-4	4-4	2-5	7	4	20	0	3	0	35
Obazuaye	g	2-9	0-1	0-0	2-7	9	2	4	2	2	0	31
Hall	g	4-8	0-1	0-0	1-1	2	2	8	3	2	0	28
Roby	g	5-10	4-4	8-8	0-4	4	4	22	5	2	1	33
Eddy	0-0	0-1	0-1	1-1	2-1	1	0	0	0	0	0	5
Senger	0-0	0-0	0-0	0-2	2	1	0	0	0	0	0	8
Coleman	3-4	0-0	0-1	0-4	4	0	6	1	1	0	0	17
Freeman	2-4	0-0	4-6	2-0	2	4	8	1	3	0	0	14
Williams	0-0	0-0	0-0	1-1	2	0	0	0	2	0	0	1
Arrington	0-0	0-0	0-0	0-0	0	0	0	0	0	0	0	1
King-Stockton	1-3	0-0	0-0	2-5	7	2	2	3	0	1	1	11
McGee	0-0	0-0	0-0	0-0	0	0	0	0	0	0	0	2
Team				1-4	5							
Totals	27-57	8-15	16-20	12-38	50	23	78	15	18	2	9	200

FC% 1st Hlf 12-24 50.0% 2nd Hlf 15-33 45.5% Game 47.4%  
 3-Pt.FG% 1st Hlf 5-9 55.6% 2nd Hlf 3-6 50.0% Game 53.3%  
 FT % 1st Hlf 8-10 80.0% 2nd Hlf 8-10 80.0% Game 80.0%  
 deadball rebounds: 1

**PENN (2-1)**

Player	FGs	3-pt	FT	O-D	R	F	TP	A	TO	B	S	Min
Danley	f	4-9	0-0	6-10	1-5	6	3	14	5	0	1	32
Ebede	f	2-4	1-2	0-0	0-2	2	4	5	1	1	0	22
Grandieri	g	0-2	0-1	0-1	2-5	7	1	0	4	2	0	30
Jaaber	g	7-12	2-4	0-2	1-2	3	4	16	2	1	0	27
Osmundson	g	3-14	2-9	3-6	1-2	3	1	11	4	0	1	36
Egec	0-1	0-1	0-0	0-0	0	0	0	0	0	0	0	1
Whitehurst	3-7	1-4	0-0	0-0	0	4	7	2	1	0	0	15
Franklin	0-0	0-0	0-0	0-0	0	0	0	0	0	0	0	1
Zoller	3-8	0-2	1-2	2-2	4	2	7	0	0	0	1	22
McMahon	0-4	0-4	0-0	0-1	1	1	0	0	2	0	0	9
Votel	0-4	0-0	0-0	0-0	1	1	0	0	1	0	0	5
Team				2	2							
Totals	22-61	6-27	10-21	7-21	28	21	60	16	12	1	8	200

FC% 1st Hlf 13-30 43.3% 2nd Hlf 9-31 29.0% Game 36.1%  
 3-Pt.FG% 1st Hlf 4-12 33.3% 2nd Hlf 2-15 13.3% Game 22.2%  
 FT % 1st Hlf 7-11 63.6% 2nd Hlf 3-10 30.0% Game 47.6%  
 deadball rebounds: 5

Colorado	37	41	78
Penn	37	23	60

Officials: Rich Giallella, Alvin Cox, Ron Tyburski  
 Technicals: Freeman. Attendance: 6249. Fouled out: none.

**Game 5**

**Colorado** **93**  
**Cal Poly** **75**  
**Dec. 3, 2005** **Coors Events Center**

**BOULDER** - The University of Colorado men's basketball team placed all five of its starters in double figures led with 17 points each by Andy Osborn and Richard Roby as the Buffaloes cruised to a 93-75 victory over Cal Poly at the Coors Events Center.

With the win, CU improves to 4-1, having won its last three in a row, while the Mustangs drop their fourth straight and fall to 1-4.

Other starters who reached double figures for the Buffs were Jayson Obazuaye (13 pts.), Chris Copeland (12 pts.) and Marcus Hall, who finished the game with 11 points and five assists.

"It was a good game, a good win," said CU head coach Ricardo Patton. "There was some good, but some bad. But, overall, I thought the guys played fairly well. In fact, we had only five turnovers."

The Buffaloes raced out to a 45-39 advantage at the intermission on 51.5 percent shooting (17-of-33), getting balanced scoring from all five of its starters, including Roby and Osborn with nine points apiece.

Midway through the first half, CU rallied from its biggest deficit of the game (four points) with a 9-0 run over the next two minutes, pushing its lead to eight points (31-23).

In the second half, CU continued to hold its advantage over the Mustangs, extending its lead to 22 points with five minutes remaining as Osborn hit his fourth three-pointer of the game and an 87-65 lead.

Osborn also recorded his second career double-double in a CU uniform, grabbing 10 rebounds to go with his 17 points. Osborn's 10 boards helped CU dominate the Mustangs under the basket with a 46-33 advantage.

**CAL POLY (1-4)**

Player	FGs	3-pt	FT	O-D	R	F	TP	A	TO	B	S	Min
Stephenson	f	3-9	1-3	1-3	5-7	12	1	8	1	2	1	31
Leavitt	f	7-10	1-2	2-3	2-3	5	3	17	1	3	3	29
Whiten	g	4-11	4-9	0-0	0-0	1	4	12	1	2	0	27
Thomas	g	4-9	1-4	0-1	0-4	4	3	9	5	5	0	34
Stockalper	g	7-9	3-4	0-0	1-3	4	2	17	3	1	0	27
Osborn	0-2	0-1	0-0	0-3	3	1	0	1	0	0	0	11
Henry	1-1	1-1	0-0	0-0	0	1	3	0	0	0	0	6
Socci	1-1	0-0	2-2	0-0	0	1	4	0	0	0	0	7
McGinn	2-4	1-2	0-0	1-1	2	0	5	0	2	0	0	16
Thurrow	0-2	0-0	0-0	0-0	0	3	0	1	0	0	0	12
Team				1-1	2							
Totals	29-58	12-26	5-9	10-23	33	19	75	13	15	4	2	200

FC% 1st Hlf 15-29 51.7% 2nd Hlf 14-29 48.3% Game 50.0%  
 3-Pt.FG% 1st Hlf 8-16 50.0% 2nd Hlf 4-10 40.0% Game 46.2%  
 FT % 1st Hlf 1-1 100.0% 2nd Hlf 4-8 50.0% Game 55.6%  
 deadball rebounds: 0

**COLORADO (4-1)**

Player	FGs	3-pt	FT	O-D	R	F	TP	A	TO	B	S	Min
Osborn	f	6-11	4-9	1-2	5-5	10	0	17	1	1	2	32
Copeland	f	4-9	0-3	4-9	3-2	5	2	12	1	0	1	23
Obazuaye	g	6-8	0-0	1-3	3-1	4	0	13	1	0	1	25
Hall	g	5-9	1-4	0-0	0-2	2	3	11	5	1	0	22
Roby	g	7-13	2-4	1-2	1-6	7	1	17	4	0	0	26
Eddy	1-4	0-1	1-2	0-0	0	0	0	3	0	0	0	7
Carder	1-2	1-2	0-0	0-1	1	0	3	0	0	0	0	4
Senger	0-1	0-0	0-0	0-0	0	0	0	0	0	1	0	3
Coleman	2-7	0-3	1-1	1-2	3	1	5	4	2	0	3	20
Freeman	2-2	0-0	2-2	3-0	3	2	6	1	0	0	0	11
Williams	0-3	0-1	1-2	2-0	2	1	1	0	0	0	0	4
Arrington	0-1	0-0	0-0	2-1	3	0	0	0	0	2	0	4
King-Stockton	2-4	0-0	1-2	2-3	5	1	5	1	0	0	0	12
McGee	0-1	0-0	0-0	0-1	1	0	0	1	0	0	0	7
Team												
Totals	36-75	8-27	13-25	22-24	46	11	93	19	5	6	10	200

FC% 1st Hlf 17-33 51.5% 2nd Hlf 19-42 45.2% Game 48.0%  
 3-Pt.FG% 1st Hlf 4-12 33.3% 2nd Hlf 4-15 26.7% Game 29.6%  
 FT % 1st Hlf 7-12 58.3% 2nd Hlf 6-13 46.2% Game 52.0%  
 deadball rebounds: 6

Cal Poly	39	36	75
Colorado	45	48	93

Officials: Larry Rose, Terry Davis, Joe Townsell  
 Technicals: Cal Poly team. Attendance: 1559. Fouled out: none.

**Game 6**

**Colorado** **76**  
**Utah** **52**  
**Dec. 7, 2005** **Coors Events Center**

**BOULDER (AP)** - Sophomore guard Richard Roby collected his third career double-double of 19 points and 10 rebounds leading Colorado to a 76-52 home win Wednesday night at the Coors Events Center.

Chris Copeland added 16 points as Colorado (5-1) extended its winning streak to four. Bryant Markson and Chris Jackson led Utah (4-2) with 13 and 12 points, respectively.

"That was a great win," said Colorado head coach Ricardo Patton. "Utah is a really good basketball team. We had a lot of different lineups and everybody contributed. Like always, we need to take a look at the tape and try to improve."

The Utes had won the last two meetings between the two teams, but struggled with 17 turnovers and were only 2-for-14 in 3-pointers as they scored a season-low 16 points in the first half.

Colorado started the second half making 2-of-7 shots, allowing Utah to cut a 17-point halftime deficit to 38-31 on a 3-pointer and a layup by Johnnie Bryant five minutes into the half.

Martane Freeman hit two straight shots after a driving layup by Marcus Hall to put the Buffaloes back up by 44-31.

Two free throws by Copeland capped a 6-0 run to give Colorado its biggest lead, 56-37, with 8:21 left. Utah got as close as 66-51 in the remaining three minutes on a layup by Ricky Johns.

Colorado started slowly, missing 14-of-15 shots to start the game and trailed 10-3 after a layup by Utah's Luke Nevill. But the Buffaloes began finding their range from beyond the 3-point arc, connecting on seven 3-pointers, three by Roby and outscored Utah, 30-6 over the last 11:57 of the first half to lead 33-16. Colorado was 12-for-37 on 3-pointers.

Copeland and Marcus Hall had two 3-pointers each in the first period. In contrast, the Utes were 0-for-4 on 3-pointers and shot 33 percent against a suffocating defense that also forced 11 turnovers.

**UTAH (4-2)**

Player	FGs	3-pt	FT	O-D	R	F	TP	A	TO	B	S	Min
Markson	f	4-10	0-2	5-5	3-2	5	4	13	2	3	0	32
Green	f	1-6	1-4	0-0	1-4	5	2	3	2	4	0	26
Jackson	c	6-9	0-1	0-4	2-5	7	1	12	0	0	1	19
Bryant	g	2-8	1-3	0-0	0-6	6	0	5	0	2	0	34
Drisdom	g	0-2	0-1	0-1	0-2	2	3	0	0	2	0	18
Borha	3-5	0-1	1-2	1-3	4	3	7	3	3	0	1	18
Iverson	0-0	0-0	0-0	0-0	0	0	0	0	0	0	0	5
Johns	1-2	0-1	0-1	0-1	1	0	2	0	0	0	0	16
Nevill	3-5	0-0	1-1	1-3	4	2	7	0	2	0	0	21
Langvad	1-3	0-1	1-2	0-0	0	0	3	0	1	0	1	11
Team				1	1							
Totals	21-50	2-14	8-16	9-26	35	15	52	7	17	1	5	200

FC% 1st Hlf 8-24 33.3% 2nd Hlf 13-26 50.0% Game 42.0%  
 3-Pt.FG% 1st Hlf 0-4 0.0% 2nd Hlf 2-10 20.0% Game 14.3%  
 FT % 1st Hlf 0-2 0.0% 2nd Hlf 8-14 57.1% Game 50.0%  
 deadball rebounds: 4

**COLORADO (5-1)**

Player
--------

**Game 7**

**Colorado 96**  
**UC Irvine 80**  
**Dec. 18, 2005 Coors Events Center**

**BOULDER (AP)** - Richard Roby scored 20 points and Martane Freeman added a career-high 17 as Colorado extended its winning streak to five games with a 96-80 victory over UC Irvine.

Marcus Hall contributed 14 points and five assists. Colorado (6-1) has won all seven meetings between the two teams. "It was a great win, especially under these circumstances," said CU head coach Ricardo Patton. "I know the guys have been pressed this week with exams and we haven't even practiced in our own gym. With all the distractions this week I am very proud that we continue to be a good basketball team. Any time you shoot that good there is a good chance of winning."

The win spoiled the homecoming of Denver native Ross Schraeder, who had 26 points to lead UC Irvine (4-4). The Anteaters, who had an impressive road win at Stanford, hadn't played since Dec. 3. The rustiness showed.

Colorado withstood several Anteaters runs in the second half, the first when Nic Campbell scored seven straight points to reduce the lead to 56-51. Dominique Coleman's jumper capped a 6-0 run for the Buffaloes to help them pull away.

A conventional three-point play by Darren Fells made it a five-point game again, only to see Freeman respond with a 3-pointer. A layup from Coleman helped Colorado put its lead back to 69-59.

UC Irvine made its final run at Colorado when baskets by Mark Kelley and Campbell (18 points) got them within 77-71 with 6:25 left. Roby nailed a 3-pointer and Freeman converted two free throws, and the Buffaloes' lead was never under nine points over the final 5:36.

The Buffaloes were 20-of-24 from the free throw line, also made 10 3-pointers for the game and placed six players with 10 or more points. The CU bench recorded their most points of the season pouring in a season-best 34 points.

**UC IRVINE (4-4)**

Player	FGs	3-pt	FT	O-D	R	F	TP	A	TO	B	S	Min	
Campbell	f	6-10	3-6	3-4	0-2	2	3	18	5	3	0	2	36
Kelley	f	3-7	0-0	0-0	0-6	6	3	6	2	2	0	0	20
Armstrong	g	2-4	1-2	2-2	0-1	1	3	7	2	1	0	0	25
Fitzgerald	g	4-9	0-3	1-2	0-3	3	2	9	7	6	0	3	33
Schraeder	g	11-12	3-3	1-1	1-3	4	3	26	0	1	0	1	35
Green	0-1	0-0	0-0	0-1	1	0	0	0	0	0	0	0	6
Sanders	0-0	0-0	1-2	0-1	1	0	1	0	0	0	0	0	2
Price	0-0	0-0	0-0	0-1	1	0	0	2	0	0	0	0	7
Templeton	2-5	2-4	0-0	1-1	1	3	6	2	1	0	0	14	
Fells	2-5	0-0	3-5	0-2	2	5	7	3	1	0	0	15	
Metelski	0-0	0-0	0-1	0-2	2	0	0	0	0	0	0	0	7
Team					1	1							
Totals	30-53	9-18	11-17	3-23	26	22	80	21	17	0	6	200	

FG% 1st Hlf 13-27 48.1% 2nd Hlf 17-26 65.4% Game 56.6%  
 3-Pt.FG% 1st Hlf 6-12 50.0% 2nd Hlf 3-6 50.0% Game 50.0%  
 FT % 1st Hlf 4-8 50.0% 2nd Hlf 7-9 77.8% Game 64.7%  
 deadball rebounds: 2

**COLORADO (6-1)**

Player	FGs	3-pt	FT	O-D	R	F	TP	A	TO	B	S	Min
Osborn	f	3-9	1-5	3-4	3-4	7	0	10	2	0	0	29
Copeland	f	2-6	1-3	0-0	0-4	4	3	5	0	0	1	16
Obazuaye	g	6-9	1-2	0-0	1-3	4	5	13	4	1	0	23
Hall	g	5-11	2-5	2-2	1-0	1	1	14	5	2	0	32
Roby	g	6-10	3-6	5-6	0-4	4	2	20	3	1	2	30
Eddy	0-1	0-0	0-0	1-0	1	1	0	0	1	0	1	6
Senger	1-4	0-0	2-2	3-2	5	0	4	1	1	0	0	6
Coleman	5-6	0-1	3-4	1-5	6	0	13	3	2	0	2	21
Freeman	5-7	2-4	5-6	0-1	1	3	17	1	2	0	3	24
Arrington	0-0	0-0	0-0	0-0	0	2	0	1	0	0	1	1
King-Stockton	0-1	0-0	0-0	1-1	2	1	0	0	1	0	0	10
McGee	0-0	0-0	0-0	0-0	0	0	0	0	0	0	0	2
Totals	33-64	10-26	20-24	11-24	35	18	9	19	12	3	13	200

FG% 1st Hlf 17-36 47.2% 2nd Hlf 16-28 57.1% Game 51.6%  
 3-Pt.FG% 1st Hlf 6-13 46.2% 2nd Hlf 4-13 30.8% Game 38.5%  
 FT % 1st Hlf 7-9 77.8% 2nd Hlf 13-15 86.7% Game 83.3%  
 deadball rebounds: 1

UC Irvine 36 44 80  
 Colorado 47 49 96

Officials: Rick Randall, Chuck Hood, Terry Davis  
 Technicals: none. Attendance: 1416. Fouled out: Fells, Obazuaye.

**Game 8**

**Colorado 77**  
**at TCU 59**  
**Dec. 20, 2005 Daniel-Meyer Coliseum**

**FORT WORTH, Texas (AP)** - Richard Roby scored 15 of his 17 points in the first half to lead four Buffaloes in double figures as Colorado posted a 77-59 victory over TCU at the Daniel-Meyer Coliseum.

The Horned Frogs saw their two-game winning streak snapped as they fell for the first time since Dec. 7 versus Tulane.

Colorado improved to 7-1, equaling its best start since the 1989-90 campaign.

TCU senior forward Chudi Chinweze made his season debut and totaled six points and six rebounds in 18 minutes. Chinweze had been sidelined since Dec. 9, 2004 with a knee injury.

Led by Chinweze, the Frogs' bench outscored the Colorado reserves 26-10. Ten of the 11 Frogs who saw action broke into the scoring column.

The Buffaloes scored the game's opening six points, all from Roby, in taking a 9-2 lead to start the contest. Roby scored 11 of Colorado's opening 14 points.

The Buffaloes took their largest lead of the first half at 30-20 on a jumper by Jayson Obazuaye (13 points) with 3:23 to play. Colorado led 36-27 at the intermission.

The Buffaloes then opened the second half with an 11-2 spurt to extend their advantage to 47-29 on a Marcus Hall (17 points) layup. Chris Copeland added 14 points, all in the second half for CU.

Colorado shot 49.1 percent for the game, including 51.5 in the second half, while limiting TCU to a 30.5 mark.

The Frogs (3-7) had a 15-11 edge in offensive rebounding. Colorado held a 43-36 overall advantage on the boards. Judson Stubbs topped TCU with seven rebounds.

**COLORADO (7-1)**

Player	FGs	3-pt	FT	O-D	R	F	TP	A	TO	B	S	Min	
Osborn	f	2-4	2-4	0-0	1-1	2	2	6	3	0	3	16	
Copeland	f	6-11	2-5	0-1	0-4	4	3	14	1	1	1	24	
Obazuaye	g	6-8	0-0	1-2	2-5	7	2	13	2	2	0	23	
Hall	g	7-10	2-2	1-1	1-1	2	3	17	2	3	0	28	
Roby	g	6-13	1-4	4-6	0-3	3	2	17	1	5	0	1	28
Eddy	0-2	0-2	4-4	2-5	7	2	4	2	3	0	1	18	
Boydock	0-1	0-0	0-0	0-0	0	0	0	0	0	0	0	1	
Senger	0-0	0-0	2-2	0-1	1	1	2	1	1	0	0	6	
Coleman	1-5	0-2	0-0	3-2	5	3	2	0	2	0	2	15	
Freeman	0-2	0-2	0-0	0-0	0	0	0	0	1	0	0	7	
Williams	0-1	0-0	1-2	0-2	2	3	1	1	0	0	0	6	
Arrington	0-0	0-0	1-2	0-1	1	0	1	0	0	0	0	4	
King-Stockton	0-0	0-0	0-0	0-3	3	4	0	2	3	2	0	15	
McGee	0-0	0-0	0-0	0-2	2	1	0	2	1	0	1	9	
Team					2	2							
Totals	28-57	7-21	14-20	11-32	43	26	77	17	23	6	6	200	

FG% 1st Hlf 11-24 45.8% 2nd Hlf 17-33 51.5% Game 49.1%  
 3-Pt.FG% 1st Hlf 2-10 20.0% 2nd Hlf 5-11 45.5% Game 33.3%  
 FT % 1st Hlf 12-16 75.0% 2nd Hlf 2-4 50.0% Game 70.0%  
 deadball rebounds: 1

**TCU (3-7)**

Player	FGs	3-pt	FT	O-D	R	F	TP	A	TO	B	S	Min	
Ibikunle	f	2-4	0-0	0-2	0-2	2	2	4	2	3	0	17	
Stubbs	f	2-5	0-2	1-4	2-5	7	3	5	1	4	1	25	
Hackett	g	3-8	1-5	3-3	0-4	4	0	10	2	3	0	1	28
Murry	g	3-13	2-8	4-4	2-3	5	4	12	0	2	0	25	
Owens	g	0-4	0-1	2-2	0-1	1	2	2	3	3	0	13	
Masters	1-3	1-2	2-4	1-0	1	3	5	1	0	0	1	22	
Dougherty	1-2	1-2	2-2	1-1	2	3	5	2	2	0	0	13	
Chinweze	2-11	0-1	2-7	4-2	6	2	6	1	2	0	0	18	
Adams	2-5	1-3	0-0	1-0	1	0	5	0	1	0	0	19	
Pierce	2-3	0-0	1-2	1-1	2	0	5	0	0	0	0	16	
Taylor	0-1	0-0	0-0	0-0	1	0	0	0	0	1	0	4	
Team					3	2							
Totals	18-59	6-24	17-30	15-21	36	20	59	12	20	2	3	200	

FG% 1st Hlf 8-30 26.7% 2nd Hlf 10-29 34.5% Game 30.5%  
 3-Pt.FG% 1st Hlf 2-15 13.3% 2nd Hlf 4-9 44.4% Game 25.0%  
 FT % 1st Hlf 9-14 64.3% 2nd Hlf 8-16 50.0% Game 56.7%  
 deadball rebounds: 7.2

Colorado 36 41 77  
 TCU 27 32 59

Officials: Dan Chrisman, Terry Chrisman, Winston Stith  
 Technicals: none. Attendance: 3321. Fouled out: none.

**Game 9**

**Colorado 117**  
**Mercer 74**  
**Dec. 22, 2005 Coors Events Center**

**BOULDER (AP)** - Jayson Obazuaye scored a career-high 19 points and Kyle Carder added 13 points as Colorado won its seventh straight by routing Mercer 117-74.

Sixteen players scored points for Colorado (8-1) which substituted freely and posted its first seven-game winning streak since the 1996-97 season. The Buffaloes shot a season-high 63 percent from the field as they extended their non-conference unbeaten streak to 15 games.

CU continued its hot 3-point shooting, connecting on 12-for-19 on 3-pointers, to boost its four game total to 41.

Andrew Brown led undermanned Mercer (1-5) with 14 points. Brian Pfohl and Will Emerson had 12 points each for the Bears, who suffered their fourth straight loss and their worst of the year. They were beaten by 36 points in their last game on Dec. 18 at Oklahoma State.

Colorado had 65 points by halftime, the most the Buffaloes had scored in a half since Dec. 7, 1990 when they recorded 75 points in the second half of a game against Central Connecticut.

Andy Osborn and Richard Roby hit 3-pointers in the first two minutes to get Colorado off to an early 24-6 lead. Emerson's layup and free throw with 12:18 left got Mercer as close as 26-11 in the first half.

The Bears didn't score again until Pfohl's layup with 9:15 remaining in the half. By then the Buffaloes lead was 37-13 and their starters had retired to the bench. Reserve Scott Senger accounted for six points the rest of the way as Colorado extended its lead to 65-29 by halftime. Things didn't get any better for Mercer in the second half. Turnovers then dunks by Obazuaye and Marcus Hall made it 73-33.

Colorado's reserves took over for good with 10:44 remaining after Glean Eddy's 3-pointer gave Colorado a 52-point bulge, 98-46.

**MERCER (1-5)**

Player	FGs	3-pt	FT	O-D	R	F	TP	A	TO	B	S	Min	
Aaron	f	1-6	1-2	0-0	1-1	2	0	3	0	2	0	0	14
Pfohl	f	5-8	0-0	2-4	2-4	6	4	12	1	1	0	22	
Emerson	g	3-12	1-3	5-5	1-1	2	1	12	0	1	0	0	21
Waters	g	4-8	0-1	0-1	0-2	2	2	8	1	6	1	2	22
Skogen, J	g	0-5	0-1	0-0	0-2	2	0	0	2	0	0	1	19
Hammonds	0-0	0-0	0-0	0-0	0	0	0	2	1	0	1	4	
Brown	6-12	2-4	0-0	4-0	4	3	14	1	0	0	0	18	
Pervan	3-5	1-1	0-0	2-2	4	2	7	1	2	0	1	16	
Skogen, C.	3-6	2-3	0-0	0-0	0	0	8	2	1	0	1	13	
Alacqua	2-6	2-4	0-0	1-1	2	1	6	2	0	1	0	21	
Slonaker	1-2	0-0	0-0	1-1	1	2	2	1	0	1	1	7	
Martin	0-1	0-1	0-0	0-0	0	0	0	0	0	0	0	2	
Dolan	1-4	0-0	0-0	1-3	4	3	2	1	2	1	0	21	
Team					5	5							
Totals	29-75	9-20	7-10	17-17	34	18	74	13	18	3	8	200	

FG% 1st Hlf 11-40 27.5% 2nd Hlf 18-35 51.4% Game 38.7%  
 3-Pt.FG% 1st Hlf 4-11 36.4% 2nd Hlf 5-9 55.6% Game 45.0%  
 FT % 1st Hlf 3-4 75.0% 2nd Hlf 4-6 66.7% Game 70.0%  
 deadball rebounds: 0

**Game 10**  
**Colorado 85**  
**Dartmouth 64**  
**Dec. 31, 2005** Coors Events Center

**BOULDER (AP)** - Martane Freeman matched a career-best 17 points with a career-high nine rebounds as Colorado extended its winning streak to eight with an 83-65 victory over struggling Dartmouth.

Richard Roby added 13 points for Colorado (9-1), off to its best start since 1978-79 when it began 10-1. The eight-game winning streak is the school's longest since 1961-62 when the Buffaloes won 12 in a row.

Calvin Arnold and DeVon Mosley had 11 points each for Dartmouth (1-9), losers of eight in a row. The Big Green are off to their worst start since the 1993-94 team opened the year 1-12.

Colorado saw its 17-point halftime lead reduced to 11 after Leon Pattman's four-point play and a rebound basket nine minutes into the second half. Michael Giovacchini got Dartmouth even closer, 56-43, with 10:24 left, but Roby came right back with a 3-pointer for Colorado to start a 10-2 run and made it a 66-48 game.

Mike Lang's 3-pointer got the Big Green as close 70-57 with 6:20 remaining. Jumpers by Freeman and Marcus Hall got the lead to 81-57 with four minutes left.

Dartmouth stayed close for nearly 15 minutes of the first half as Mosley and Arnold contributed nine points each. Arnold's 3-pointer with 5:13 left made it 27-20 and the Big Green could have been closer had Jason Meyer and Chuck Flynn finished uncontested layups.

Colorado which had trouble at the free throw line, 4-for-11, did finish the half well. Freeman had seven points including a 3-pointer over the last five minutes of the half and the Buffaloes outscored Dartmouth 14-4 over that stretch to lead 41-24 at halftime.

**DARTMOUTH (1-9)**

Player	FGs	3-pt	FT	O-D	R	F	TP	A	TO	B	S	Min	
Flynn	f	3-9	0-1	2-2	2-5	7	3	8	1	2	1	0	18
Ball	f	3-6	0-0	2-2	1-1	2	2	8	2	0	0	1	18
Bode	c	0-2	0-0	0-0	0-1	1	2	0	0	1	0	0	7
Pattman	g	3-11	1-3	2-4	3-0	3	1	9	2	1	0	2	24
Giovacchini	g	1-4	1-2	4-4	1-1	2	0	7	1	2	0	0	20
Mosley	g	3-8	1-3	4-4	0-2	2	1	11	2	1	0	2	25
Lang	g	2-7	1-6	0-0	1-3	4	1	5	1	2	0	0	22
Meyer	0-1	0-0	0-0	1-0	0	0	0	0	0	0	1	6	
Barnett	1-4	0-0	0-0	0-1	1	1	2	0	0	0	0	9	
Biber	2-4	0-1	0-0	3-1	4	0	4	0	1	0	0	5	
Baker	0-0	0-0	0-0	0-0	1	0	0	0	0	0	0	1	
Arnold	5-9	1-1	0-0	0-4	4	4	11	1	4	2	1	27	
Powers	0-1	0-0	0-0	0-0	0	0	0	0	0	0	0	3	
McMillian	0-3	0-0	0-0	0-1	1	3	0	1	0	0	0	15	
Team					3	3							
Totals		23-69	5-17	14-16	15-20	35-19	65	11	15	3	7	200	

FC%	1st Hlf	9-35	25.7%	2nd Hlf	14-34	41.2%	Game	33.3%
3-Pt.FG%	1st Hlf	2-8	25.0%	2nd Hlf	3-9	33.3%	Game	29.4%
FT %	1st Hlf	4-4	100.0%	2nd Hlf	10-12	83.3%	Game	87.5%

**COLORADO (9-1)**

Player	FGs	3-pt	FT	O-D	R	F	TP	A	TO	B	S	Min	
Osborn	f	5-10	1-5	1-1	1-3	4	2	12	3	2	1	25	
Copeland	f	4-7	1-1	2-2	1-2	3	3	11	0	3	0	12	
Obazuaye	g	3-5	0-0	3-4	1-2	3	2	9	2	3	1	20	
Hall	g	4-6	1-3	0-0	0-1	1	1	9	3	2	0	25	
Roby	g	6-12	1-5	0-1	0-5	5	2	13	4	3	0	4	28
Eddy	0-0	0-0	1-2	1-4	5	1	1	1	1	1	1	11	
Carder	0-0	0-0	0-0	0-0	0	0	0	0	0	0	0	2	
Senger	1-2	0-0	1-2	2-1	3	0	3	1	0	1	0	8	
Coleman	0-1	0-1	0-0	0-3	3	1	0	1	2	1	1	15	
Freeman	7-9	1-1	2-2	4-5	9	2	17	3	0	2	0	18	
Williams	1-3	0-0	0-1	2-0	2	1	2	0	1	0	0	7	
Arrington	0-1	0-0	0-0	0-0	0	0	0	0	0	0	0	4	
King-Stockton	0-2	0-0	0-2	2-1	3	1	0	0	1	0	0	6	
Ashby	2-5	0-0	2-4	1-4	5	1	6	0	2	1	0	13	
McGee	0-0	0-0	0-0	0-0	0	0	0	0	0	0	0	1	
Team					1	1							
Totals		33-63	5-16	12-21	16-32	48	17	83	18	19	9	12	200

FC%	1st Hlf	17-35	48.6%	2nd Hlf	16-28	57.1%	Game	52.4%
3-Pt.FG%	1st Hlf	3-10	30.0%	2nd Hlf	2-6	33.3%	Game	31.3%
FT %	1st Hlf	4-11	36.4%	2nd Hlf	8-10	80.0%	Game	57.1%

Dartmouth	24	41	65
Colorado	41	42	83

Officials: Rick Randall, Randu Heimerman, Winston Stith  
 Technicals: none. Attendance: 2534. Fouled out: none.

**Game 11**  
**Colorado 116**  
**Savannah State 52**  
**Jan. 3, 2006** Coors Events Center

**BOULDER (AP)** - Seldom used Glenn Eddy scored 17 points and seven players reached double figures as Colorado won its ninth straight by defeating undermanned Savannah State 116-52 Tuesday night.

Julius Ashby added 16 points for Colorado (10-1), off to its best start since 1941-42 when it began 14-0. The Buffaloes posted the most lopsided victory in school history and their longest winning streak since 1961-62 when they won 12 in a row.

Jayson Randolph led Savannah State (1-15) with 27 points. Michael Bennett had 10 points for the Tigers, losers of 30 of 31 games over two seasons.

Savannah State turned the ball over on its first three possessions, didn't attempt a shot until a minute and 20 seconds into the game and didn't connect on a shot until Antoine Bronner's rebound basket 20 seconds later. By then, Jayson Obazuaye had six of his 15 points and Colorado led 12-2.

The Tigers got consecutive baskets only once in the first half, both by Chris Linton to make it 22-6. Andy Osborn had nine points on three, 3-pointers and Colorado outscored the Tigers 45-10 over the remaining 14:26 of the half to take a 67-16 lead into intermission.

It didn't get any better in the second half. The Buffaloes lead reached 79-16 on a 3-pointer and layup by Obazuaye. Eddy's jumper and a 3-pointer by Dominique Coleman increased Colorado's lead to 99-28 with 9:35 remaining.

**SAVANNAH STATE (1-15)**

Player	FGs	3-pt	FT	O-D	R	F	TP	A	TO	B	S	Min	
Bronner	f	1-4	0-0	0-0	1-3	4	2	2	0	2	0	1	21
Shaw	f	0-1	0-0	0-0	0-1	1	2	0	0	2	0	1	14
Linton	f	2-6	0-1	0-2	4-1	5	2	4	0	3	0	1	27
Flegler	g	1-4	1-2	0-0	0-0	0	3	3	0	1	0	0	14
Randolph	g	8-13	3-5	8-9	0-2	2	1	27	1	7	0	2	29
Edwards	0-2	0-0	0-0	0-2	2	1	0	1	2	0	0	19	
Douglas	0-2	0-0	0-0	1-0	1	1	0	0	0	0	0	3	
Smith	1-7	0-0	2-2	4-2	6	1	4	0	3	1	0	17	
Hill	1-4	0-0	0-0	0-2	2	0	2	1	5	0	1	24	
Bennett	4-9	0-2	2-2	0-2	2	2	10	0	2	0	1	17	
McKinney	0-4	0-0	0-0	1-1	2	3	0	0	1	0	1	15	
Team					1-2	3							
Totals		18-56	4-10	12-15	12-18	30	18	52	3	28	1	8	200

FC%	1st Hlf	7-30	23.3%	2nd Hlf	11-26	42.3%	Game	32.1%
3-Pt.FG%	1st Hlf	0-0	0.0%	2nd Hlf	4-8	50.0%	Game	40.0%
FT %	1st Hlf	2-2	100.0%	2nd Hlf	10-13	76.9%	Game	80.0%

**COLORADO (10-1)**

Player	FGs	3-pt	FT	O-D	R	F	TP	A	TO	B	S	Min	
Osborn	f	5-9	5-9	0-0	1-2	3	0	15	2	0	1	0	12
Copeland	f	3-4	1-2	6-7	1-2	3	1	13	3	0	3	2	16
Obazuaye	g	7-10	0-0	1-1	3-1	4	0	15	2	1	0	0	15
Hall	g	5-6	1-1	0-0	0-0	0	0	11	5	0	0	5	12
Roby	g	3-8	0-3	0-0	2-3	5	1	6	2	1	1	4	15
Eddy	7-8	3-4	0-0	2-7	9	0	17	0	2	0	0	21	
Boidock	0-0	0-0	0-0	0-0	0	1	0	1	0	0	0	3	
Carder	1-3	1-3	0-0	0-0	0	1	3	1	0	0	0	6	
Senger	1-4	0-0	1-4	1-1	2	1	3	1	1	1	0	11	
Coleman	4-4	1-1	1-3	0-0	0	3	10	1	1	0	0	14	
Freeman	1-5	0-1	0-0	3-1	4	1	2	4	1	1	1	19	
Williams	0-0	0-0	0-2	1-1	2	0	0	0	0	1	0	3	
Arrington	0-1	0-0	1-2	0-0	0	1	1	1	1	0	1	3	
King-Stockton	2-4	0-0	0-0	1-3	4	1	4	0	0	0	1	9	
Ashby	6-11	0-0	4-4	3-6	9	1	16	2	4	2	1	26	
Perkowski	0-0	0-0	0-0	0-0	0	0	0	0	1	0	0	3	
McGee	0-1	0-0	0-0	0-0	0	3	0	2	0	0	0	12	
Team					1-1	2							
Totals		45-78	12-25	14-24	19-28	47	15	116	27	13	10	19	200

FC%	1st Hlf	27-45	60.0%	2nd Hlf	18-33	54.5%	Game	57.7%
3-Pt.FG%	1st Hlf	6-13	46.2%	2nd Hlf	6-12	50.0%	Game	48.0%
FT %	1st Hlf	7-10	70.0%	2nd Hlf	7-14	50.0%	Game	58.3%

Savannah State	16	36	52
Colorado	67	49	116

Officials: Verne Harris, Bill Kennedy, Chuck Hood  
 Technicals: Savannah State bench. Attendance: 1424. Fouled out: none.

**Game 12**  
**Colorado 64**  
**at Texas 89**  
**Jan. 3, 2006** Erwin Center

**AUSTIN, Texas (AP)** - P.J. Tucker scored 24 points and tied his career high with 15 rebounds as No. 15 Texas opened Big 12 play Saturday with an 89-64 win over Colorado.

Texas (12-2) has won four in a row since consecutive blowout losses to Duke and Tennessee last month and appears to be hitting its stride as in enters conference play.

Senior guard Kenton Paulino finished with a career-high 18 points and LaMarcus Aldridge added 19 points and nine boards for the Longhorns, who are 8-0 in league openers under coach Rick Barnes. Tucker has four double-doubles in the last five games.

Martane Freeman scored 20 to lead Colorado (10-2, 0-1) which had its nine-game winning streak snapped.

Colorado beat Texas twice last season when Tucker and Aldridge were out with academic problems and injuries, and knocked the Longhorns out of the Big 12 tournament. It was a much different game with those two back in the lineup.

Aldridge scored Texas' first six points on turnaround jumpers, Tucker had 10 points by halftime and the Longhorns bolted to a 43-24 halftime lead. Abrams hit two 3-pointers from the right corner and Paulino's second of the half made it 39-19.

Aldridge opened the second half with dunk off a sharp pass underneath from Brad Buckman, then converted a three-point play that made it 50-27. Daniel Gibson then hit consecutive 3-pointers.

The Buffaloes struggled against Texas' early mix of zone and man defenses. After scoring more than 100 points in two of its last three, Colorado shot just 28 percent in the first half and 31 percent for the game.

**COLORADO (10-2, 0-1)**

Player	FGs	3-pt	FT	O-D	R	F	TP	A	TO	B	S	Min	
Osborn	f	2-9	1-6	2-2	2-2	4	4	7	1	0	1	0	28
Copeland	f	3-8	0-1	0-0	1-1	2	2	6	0	2	1	0	16
Obazuaye	g	1-5	1-2	1-2	2-2	4	2	4	2	1	0	0	18

**Game 13**  
**Kansas 75**  
**Colorado 63**  
**Jan. 11, 2006** Coors Events Center

**BOULDER (AP)** - Freshmen Mario Chalmers and Brandon Rush took over the game in the second half to help young and supposedly struggling Kansas to its seventh straight victory, 75-63 over Colorado.

Chalmers, a star in last year's McDonald's All-American game, had two assists and a 3-pointer during a 13-5 run that gave Kansas breathing room in what had been a close game.

One of the assists was an underhanded alley-oop to sophomore C.J. Giles, who slammed it home. The other was a nifty, no-look pass to Rush on a 3-on-2 break.

Senior Christian Moody, the only upperclassman in coach Bill Self's starting lineup, led the Jayhawks (10-4, 1-0 Big 12) with 18 points. Rush scored all 17 of his points in the second half and Chalmers finished with 11 points and six assists as the Jayhawks won their conference opener for the 15th straight year.

Playing in front of a packed house that was, as always in this matchup, about half filled with Jayhawks fans, Kansas won for the 33rd time in the last 34 meetings against Colorado (10-3, 0-2). Buffs coach Ricardo Patton fell to 1-22 against Kansas.

Chris Copeland led Colorado with 22 points and Richard Roby had 15. The most telling stat, though - Kansas outrebounded Colorado 50-28 and no Buff player had more than five boards.

Trailing by 13, the Buffs made a brief rally when Martane Freeman followed a 3-pointer with a steal and layup for a three-point play. That cut the Kansas lead to 64-57, but the Jayhawks scored two straight buckets to ice the game.

**KANSAS (10-4, 1-0)**

Player	FGs	3-pt	FT	O-D	R	F	TP	A	TO	B	S	Min
Moody	f 8-11	1-3	1-2	3-4	7	2	18	1	1	0	0	30
Giles	f 2-2	0-0	0-2	1-1	2	3	4	0	1	1	0	8
Robinson	g 3-8	0-0	3-4	2-2	4	4	9	5	1	0	2	28
Chalmers	g 3-9	1-2	4-5	0-3	3	3	11	6	2	0	3	17
Rush	g 5-11	0-2	7-8	1-5	6	0	17	4	2	2	0	33
Hawkins	0-3	0-2	0-0	0-4	4	5	0	2	4	0	0	25
Stewart	0-0	0-0	0-0	0-0	0	0	0	0	0	0	0	0+
Case	0-2	0-2	0-0	0-0	0	0	0	0	0	0	1	2
Vinson	0-1	0-1	0-0	0-0	0	1	0	0	0	0	0	8
Downs	0-0	0-0	0-0	1-0	1	1	0	1	4	0	0	7
Kaun	2-3	0-0	0-0	1-2	3	0	4	1	0	1	0	17
Wright	1-5	0-1	0-0	2-3	5	0	2	0	0	1	0	8
Jackson	4-8	0-0	2-2	2-5	7	0	10	0	1	0	0	17
Team				6-2	8							
Totals	28-63	2-13	17-23	19-31	50	19	75	20	17	5	6	200

FC% 1st Hlf 12-33 36.4% 2nd Hlf 16-30 53.3% Game 44.4%  
 3-Pt.FG% 1st Hlf 0-8 00.0% 2nd Hlf 2-5 40.0% Game 15.4%  
 FT % 1st Hlf 5-6 83.3% 2nd Hlf 12-17 70.6% Game 73.9%  
 deadball rebounds: 3

**COLORADO (10-3, 0-2)**

Player	FGs	3-pt	FT	O-D	R	F	TP	A	TO	B	S	Min
Osborn	f 3-7	2-5	1-2	0-4	4	2	9	1	2	2	0	24
Copeland	f 8-12	4-6	2-4	1-3	4	2	22	1	1	2	0	31
Obazuaye	g 1-4	0-0	1-2	1-1	2	3	3	0	1	0	2	21
Hall	g 1-6	1-3	3-4	0-2	2	4	4	6	2	1	2	31
Roby	g 6-18	1-6	2-4	2-3	5	2	15	1	3	1	1	31
Eddy	0-0	0-0	0-0	1-0	1	0	1	0	0	0	0	7
Coleman	0-0	0-0	0-0	1-1	2	2	0	0	0	0	0	5
Freeman	2-5	1-2	2-5	1-2	3	3	7	2	2	0	2	19
Williams	0-1	0-0	0-0	0-1	1	0	0	0	0	0	0	1
Arrington	0-0	0-0	0-0	0-0	0	0	0	0	0	0	0	1
King-Stockton	0-2	0-0	0-0	0-1	1	0	0	1	3	1	1	11
Ashby	0-2	0-0	1-2	1-0	1	2	1	1	0	2	0	12
McGee	0-0	0-0	0-0	0-0	0	0	0	0	0	0	0	6
Team				1-1	2							
Totals	21-57	9-22	12-23	9-19	28	20	63	13	12	11	8	200

FC% 1st Hlf 9-27 33.3% 2nd Hlf 12-30 40.0% Game 36.8%  
 3-Pt.FG% 1st Hlf 2-9 22.2% 2nd Hlf 7-13 53.8% Game 40.9%  
 FT % 1st Hlf 7-12 58.3% 2nd Hlf 5-11 45.5% Game 52.2%  
 deadball rebounds: 7

Kansas 29 46 75  
 Colorado 27 36 63

Officials: Steve Olson, Kelly Self, Rick Randall  
 Technicals: none. Attendance: 10,586. Fouled out: none.

**Game 14**  
**Colorado 74**  
**at Missouri 71**  
**Jan. 14, 2006** Mizzou Arena

**COLUMBIA, Mo. (AP)** - Richard Roby scored a career-best 33 points and Chris Copeland hit the last of Colorado's season-best 13 3-pointers with two-tenths of a second to go, giving the Buffaloes a 74-71 victory at Missouri.

Copeland had 15 points for Colorado (11-3, 1-2 Big 12), which ended an eight-game losing streak at Missouri (9-5, 2-1). The Buffaloes, who were 13-for-29 from 3-point range, had lost 33 of their previous 34 at Missouri and this time ended the Tigers' eight-game overall home winning streak.

Thomas Gardner had 22 points for Missouri, and Jimmy McKinney also had 22. But a traveling call with 8.2 seconds left on Gardner after he took an inbound pass and then slipped gave CU the opening it needed.

Copeland got a nice look on the baseline in front of the Colorado bench before draining his third 3-pointer of the game on the winner.

Roby scored 21 of his points in the second half and was 6-for-11 from 3-point range to top his previous career best of 30 points. Roby had averaged 11 points in his previous five games, but he and the rest of the Colorado offense thrived against Missouri's zone most of the game. Roby, who was 11-for-24 overall, entered with a 15.7-point average.

Colorado leads the conference in 3-pointers, averaging eight per game. Copeland was 3-for-6 and Dominique Coleman and Andy Osborn each had a pair of 3-pointers.

Marshall Brown added 10 points for Missouri, which lost despite shooting 50 percent. The Tigers led by five with about 5 1-2 minutes to go before fading, failing to follow up on a 2-point victory at No. 22 Oklahoma on Tuesday.

**COLORADO (11-3, 1-2)**

Player	FGs	3-pt	FT	O-D	R	F	TP	A	TO	B	S	Min
Freeman	f 1-2	0-0	2-2	1-1	2	4	4	0	0	0	0	14
Copeland	f 6-12	3-6	0-1	2-2	4	2	15	0	4	1	1	29
Ashby	f 0-1	0-0	0-0	2-3	5	4	0	2	0	2	1	21
Roby	g 11-24	6-11	5-6	0-3	3	1	33	2	1	1	1	34
McGee	g 0-1	0-1	0-0	1-0	1	3	0	2	1	0	0	15
Eddy	0-1	0-0	0-1	0-0	0	0	0	1	0	0	0	1
Osborn	3-6	2-5	0-0	1-1	2	2	8	1	1	0	0	21
Obazuaye	1-2	0-0	1-2	1-0	1	0	3	1	1	0	0	11
Coleman	4-6	2-3	1-1	3-0	3	0	11	6	2	0	1	24
Hall	0-3	0-3	0-0	0-1	1	1	0	3	1	0	1	16
Arrington	0-1	0-0	0-0	1-1	2	2	0	0	1	0	0	4
King-Stockton	0-2	0-0	0-0	1-1	2	3	0	0	0	1	0	10
Team				5-0	5							
Totals	26-61	13-29	9-13	18-13	31	22	74	18	12	5	5	200

FC% 1st Hlf 11-31 35.5% 2nd Hlf 15-30 50.0% Game 42.6%  
 3-Pt.FG% 1st Hlf 5-12 41.7% 2nd Hlf 8-17 47.1% Game 44.8%  
 FT % 1st Hlf 3-6 50.0% 2nd Hlf 6-7 85.7% Game 69.2%  
 deadball rebounds: 3

**MISSOURI (9-5, 2-1)**

Player	FGs	3-pt	FT	O-D	R	F	TP	A	TO	B	S	Min
Brown	f 3-9	0-1	4-5	2-1	3	2	10	1	2	0	0	32
Watkins	f 0-0	0-0	0-0	1-1	2	1	0	0	0	0	0	8
Young	c 1-3	0-0	2-4	0-6	6	2	4	0	1	0	1	29
McKinney	g 7-11	0-1	8-10	1-2	3	2	22	6	2	0	0	36
Gardner	g 7-14	3-9	5-6	0-1	1	3	22	2	4	0	1	38
Lyons	0-0	0-0	0-0	0-1	1	0	0	0	0	0	0	3
Horton	1-3	1-3	0-0	0-2	2	4	3	2	1	0	1	22
Dandridge	3-4	1-2	1-2	3-4	7	1	8	1	1	1	0	16
Lawrence	0-0	0-0	0-0	0-0	0	0	0	0	0	0	0	4
Grimes	0-0	0-0	2-4	2-2	4	4	2	0	2	1	0	12
Team				0-1	1							
Totals	22-44	5-16	22-31	9-21	30	19	71	12	13	2	3	200

FC% 1st Hlf 11-24 45.8% 2nd Hlf 11-20 55.0% Game 50.0%  
 3-Pt.FG% 1st Hlf 2-8 25.0% 2nd Hlf 3-8 37.5% Game 31.3%  
 FT % 1st Hlf 11-16 68.8% 2nd Hlf 11-15 73.3% Game 71.0%  
 deadball rebounds: 9

Colorado 30 44 77  
 Missouri 35 36 71

Officials: Rick Hartzell, Danny Hooker, Randy Heimermann  
 Technicals: Freeman. Attendance: 10,684. Fouled out: none.

**Game 15**  
**Colorado 81**  
**Baylor 48**  
**Jan. 18, 2006** Coors Events Center

**BOULDER (AP)** - Ricardo Patton couldn't tell if Baylor's lack of a non-conference schedule was the difference in a lopsided win, but he saw improvement in his top two scorers, Richard Roby and Chris Copeland.

Richard Roby scored 21 points and Copeland added 17 on four 3-pointers as Colorado dealt Baylor its 17th consecutive loss by winning 81-48 Wednesday night.

The Bears have played only three games this season after NCAA violations forced the elimination of their non-conference schedule.

"I can't tell you if they showed signs of rustiness," Patton said. "I do know that without a non-conference schedule of games, it has to have some effect."

Andy Osborn also had 12 points for CU (12-3, 2-2 Big 12 Conference). The Buffaloes have beaten Baylor six straight times at home, last losing to the Bears here on Dec. 15, 1951.

"The one thing I've learned is you have to play hard no matter who you are playing," Roby said. "It doesn't matter what the color of the other uniform is."

Roby did most of his damage from the perimeter, with 8-for-17 shooting, two 3-pointers to go with seven rebounds. Although Copeland had four 3-pointers, the remainder of his contribution came inside the paint.

Henry Dugat led Baylor (0-3, 0-3) with 10 points. The team's leading scorer, Aaron Bruce had nine points and didn't score until hitting a 3-pointer a little over a minute into the second half.

Baylor never appeared to be in sync in shooting 25 percent for the game and finishing 10-for-19 at the free throw line. They led only briefly and that was early on in the game.

Colorado led 36-18 at halftime after starting slowly, missing 5-of-6 six shots to start the game.

Roby had seven of Colorado's 23 points over the final 10:12 of the half while Baylor managed only two field goals and a pair of free throws over that span.

**COLORADO (12-3, 2-2)**

Player	FGs	3-pt	FT	O-D	R	F	TP	A	TO	B	S	Min
Freeman	f 1-4	0-1	0-0	1-0	1	2	2	2	1	0	1	17
Copeland	f 5-8	4-5	3-4	1-7	8	1	17	0	1	2	0	29
Ashby	c 0-3	0-0	0-0	2-8	10	3	0	0	3	2	0	17
Roby	g 8-17	2-5	3-4	3-4	7	1	21	3	2	2	1	29
McGee	g 1-1	0-0	0-0	0-0	0	1	2	1	0	0	0	8
Eddy	0-1	0-1	0-0	1-3	4	0	1	0	0	0	0	6
Boydock	0-1	0-1	0-0	0-0	0	0	0	0	0	0	0	1
Osborn	4-8	4-7	0-0	1-1	2	2	12	0	0	0	1	18
Obazuaye	2-3	0-0	1-3	2-2	4	0	5	0	0	0	0	7
Senger	0-0	0-0	0-0	0-0	0	0	0	0	1	0	0	1
Coleman	2-6	0-1	1-2	1-4	5	1	5	7	0	1	1	25
Hall	3-9	1-4	0-0	1-0	1	2	7	2	1	0	0	18
Arrington	1-2	0-0	0-0	0-1	1	1	2	0	0	2	0	4
King-Stockton	3-4	0-0	2-5	7-4	11	1	8	1	3	1	1	19
Perkowski	0-0	0-0	0-0	0-0	0	0	0	0	0	0	0	1
Team				2-0	2							
Totals	30-67	11-25	10-18	22-34	56	14	81	17	12	10	5	200

**Game 16**  
**Colorado 80**  
**at Oklahoma State 78 ot**  
**Jan. 21, 2006** **Gallagher-Iba Arena**

**STILLWATER, Okla. (AP)** - Richard Roby scored 27 points, including the decisive basket in overtime, as Colorado beat Oklahoma State 80-78, the Buffaloes' second Big 12 Conference road win of the season.

Colorado (13-3, 3-2 Big 12) hadn't won at Gallagher-Iba Arena since Jan. 12, 1980, a stretch of 20 games. The Buffs also hadn't won at Missouri since the 1996-97 season before they did so on Jan. 14.

With the score tied 78-78, Roby scored on a put-back with 45.3 seconds left, following a miss by Marcus Hall.

Oklahoma State (12-6, 2-2) had two chances to tie. First, Jamaal Brown missed a driving runner in the lane as the shot clock was winding down, and Mario Boggan missed a follow shot before Roby rebounded for Colorado.

Torre Johnson fouled Roby, who missed the front end of a one-and-one free-throw opportunity with 8.5 seconds left. Oklahoma State, out of timeouts, rushed the ball upcourt, but JamesOn Curry was held up briefly at midcourt by two defenders.

Curry broke free from the double-team and continued dribbling, but his pass to Terrel Harris sailed out of bounds as time expired.

Colorado led by as many as 11 points in the first half and was up 39-30 at halftime. The Buffs took control with a 14-3 run midway through the half, fueled by nine points by Roby.

Colorado led 45-34 with 18 minutes left but didn't score again for almost seven minutes. In the interim, the Cowboys scored 16 straight points to go ahead 50-45.

Roby scored on a driving runner with 33.7 seconds left in regulation to tie the game 71-71 and OSU then held the ball for the last shot. Curry missed a long 3-point attempt and CU's Marcus King-Stockton blocked a follow shot by Brown out of bounds with 2.2 seconds left.

After each team took a timeout, all the Cowboys could manage was an off-balance 10-footer by Johnson, which missed at the buzzer.

CU's 3-point shooting proved to be the difference - the Buffs went 12-of-29 from behind the arc, compared to 5 of 15 for the Cowboys.

Roby's point total was his third-highest of the season, and he also had seven rebounds and six steals, all in the first half. Marcus Hall added 16 points for the Buffs.

Johnson scored 20 points and added 10 rebounds, while Boggan and Curry had 16 points each for Oklahoma State.

**COLORADO (13-3, 3-2)**

Player	FGs	3-pt	FT	O-D	R	F	TP	A	TO	B	S	Min	
Copeland	f	2-9	0-6	1-2	1-0	1	2	5	2	0	1	25	
Ashby	c	4-8	0-0	2-2	3-4	7	2	10	0	1	2	31	
Obazuaye	g	0-2	0-0	0-0	2-2	4	0	0	1	2	0	12	
Roby	g	12-21	3-7	0-2	3-4	7	2	27	1	4	1	36	
McGee	g	0-0	0-0	0-0	0-0	0	1	0	2	0	0	13	
Eddy	0-1	0-0	0-0	0-1	1	2	0	1	1	0	0	5	
Osborn	3-7	3-7	2-2	1-3	4	3	11	0	1	0	0	26	
Coleman	1-3	1-3	0-0	0-0	0	2	3	0	2	0	0	7	
Freeman	3-5	1-1	1-2	5-1	6	0	8	0	0	0	0	14	
Hall	6-12	4-5	0-0	0-2	2	1	16	6	1	0	1	36	
King-Stockton	0-2	0-0	0-0	3-1	4	4	0	2	0	1	0	20	
Team				1-1	2								
Totals		31-70	12-29	6-10	19-19	38	19	80	15	12	5	9	225

FG%	1st Hlf	15-32	46.9%	2nd Hlf	12-30	40.0%	OT	4-8	50.0%	Game	44.3%
3-Pt.FG%	1st Hlf	6-16	37.5%	2nd Hlf	5-10	50.0%	OT	1-3	33.3%	Game	41.4%
FT%	1st Hlf	3-4	75.0%	2nd Hlf	3-5	60.0%	OT	0-1	00.0%	Game	60.0%

deadball rebounds: 1

**OKLAHOMA STATE (12-6, 2-2)**

Player	FGs	3-pt	FT	O-D	R	F	TP	A	TO	B	S	Min	
Boggan	f	6-15	0-1	4-5	4-1	5	1	16	1	1	0	2	36
Cooper	c	0-0	0-0	0-0	0-2	2	0	0	0	1	0	6	
Eaton	g	1-5	0-1	0-0	1-1	2	4	2	4	5	0	3	24
Harris	g	3-7	2-4	0-0	0-2	2	4	8	2	3	0	0	36
Curry	g	6-16	3-8	1-2	1-1	2	4	16	4	1	0	1	37
Brown	0-3	0-1	5-6	2-4	6	0	5	5	1	0	0	0	30
Flemings	0-0	0-0	2-2	1-1	2	1	2	0	0	0	0	0	8
Monds	4-6	0-0	1-1	2-3	5	0	9	0	2	1	0	19	
Pettway	0-0	0-0	0-0	0-0	0	0	0	0	0	0	0	1	
Johnson	8-12	0-0	4-5	3-7	10	2	20	2	1	0	0	28	
Team				4-1	5								
Totals		28-64	5-15	17-21	18-23	41	16	78	18	16	1	6	225

FG%	1st Hlf	13-31	41.9%	2nd Hlf	14-28	50.0%	OT	1-5	20.0%	Game	43.8%
3-Pt.FG%	1st Hlf	2-6	33.3%	2nd Hlf	3-7	42.9%	OT	0-2	00.0%	Game	33.3%
FT%	1st Hlf	2-2	100.0%	2nd Hlf	10-13	76.9%	OT	5-6	83.3%	Game	81.0%

deadball rebounds: 3

Colorado	39	32	9	80
Oklahoma State	30	41	7	78

Officials: John Higgins, Terry Moore, Terry Davis

Technical: none. Attendance: 13046. Fouled out: none.

**Game 17**  
**Colorado 81**  
**Nebraska 59**  
**Jan. 25, 2006** **Coors Events Center**

**BOULDER (AP)** - Richard Roby, winner of consecutive Big 12 Player of the Week awards, continued his hot streak Wednesday night, scoring 30 points in Colorado's 81-59 rout of Nebraska.

The Buffaloes (14-3, 4-2) withstood a late surge to win their fourth straight Big 12 game and send the Cornhuskers (12-6, 2-3) to their third consecutive conference loss.

Colorado, which missed its first nine shots, led by eight at the half and used a 13-0 run sparked by two 3-pointers from Roby to turn a five-point lead into a 44-26 advantage with 11:46 left.

Martane Freeman scored seven points during a 13-4 Colorado run that included no points from Roby and pushed Colorado's lead to 62-40 before Nebraska made one final push, cutting the Buffs' lead to 69-59 with two minutes left.

The deficit was too great because of Roby, a sophomore guard who is in the midst of the best four-game stretch of his career. He's averaged 28 points in those games. Tonight is the second time this season that he has score 30 points in a game (third career).

Dominique Coleman added 11 points for Colorado.

Wes Wilkinson led the Huskers with 16 points but had none in the final five minutes he was on the court before fouling out with 2:27 left and Nebraska trailing 66-54, and Jason Dourisseau added 14 points.

Neither team shot well in the first half, which ended with the Buffaloes up 27-19 thanks to 17 points from Roby.

Colorado, coming off a win at Oklahoma State for the first time since 1980, was scoreless for the first 4:49 until Roby's steal and pull-up jumper ended the drought. But the Cornhuskers didn't exactly take advantage, scoring just four points themselves in the first five minutes.

**NEBRASKA (12-6, 2-3)**

Player	FGs	3-pt	FT	O-D	R	F	TP	A	TO	B	S	Min	
Wilkinson	f	6-13	2-6	2-2	1-7	8	5	16	1	4	1	0	34
Mariac	c	1-5	0-0	1-2	1-1	2	1	3	1	2	0	0	21
Dourisseau	g	4-8	0-1	6-7	4-6	10	2	14	3	4	0	1	33
McCray	g	0-4	0-0	0-0	1-3	4	0	0	0	3	0	0	20
Richardson	g	2-4	1-2	2-3	0-2	2	4	7	2	1	0	1	25
Walker	1-5	0-0	1-2	1-1	2	3	3	0	0	0	0	16	
Perry	2-5	2-3	0-0	0-1	1	3	6	0	0	0	0	0	19
Walker	2-5	2-3	0-0	0-0	0	3	6	1	3	0	0	9	
Schliep	0-0	0-0	0-0	0-1	1	0	0	0	0	0	0	0	5
White	2-7	0-2	0-0	1-3	4	1	4	1	1	0	0	18	
Team				1	1								
Totals		20-56	7-21	12-16	10-25	35	22	59	9	18	1	2	200

FG%	1st Hlf	8-22	36.4%	2nd Hlf	12-34	35.3%	Game	35.7%
3-Pt.FG%	1st Hlf	2-7	28.6%	2nd Hlf	5-14	35.7%	Game	35.3%
FT%	1st Hlf	1-3	33.3%	2nd Hlf	11-13	84.6%	Game	75.0%

deadball rebounds: 0

**COLORADO (14-3, 4-2)**

Player	FGs	3-pt	FT	O-D	R	F	TP	A	TO	B	S	Min	
Copeland	f	2-8	1-6	1-3	0-5	5	2	6	3	2	2	1	22
Ashby	c	1-6	0-0	3-6	2-3	5	2	5	1	0	2	1	24
Obazuaye	g	3-4	0-0	2-4	0-2	2	0	8	0	0	0	0	11
Roby	g	11-16	6-9	2-4	4-3	7	0	30	2	2	1	3	36
McGee	g	0-1	0-0	0-0	0-0	0	0	0	0	0	0	0	2
Osborn	1-6	1-5	0-0	1-7	8	3	3	0	0	2	0	23	
Coleman	3-5	0-1	5-9	3-3	6	1	11	7	4	1	2	25	
Freeman	4-6	1-3	0-0	3-1	4	3	9	1	3	0	1	18	
Hall	3-8	1-3	2-2	0-2	2	4	9	4	0	0	2	25	
King-Stockton	0-0	0-0	0-0	1-3	4	3	0	4	0	0	0	14	
Team				1	1								
Totals		28-60	10-27	15-28	14-30	44	18	81	18	15	8	10	200

FG%	1st Hlf	9-31	29.0%	2nd Hlf	19-29	65.5%	Game	46.7%
3-Pt.FG%	1st Hlf	4-17	23.5%	2nd Hlf	6-10	60.0%	Game	37.0%
FT%	1st Hlf	5-6	83.3%	2nd Hlf	10-22	45.5%	Game	53.6%

deadball rebounds: 6

Nebraska	19	40	59
Colorado	27	54	81

Officials: J.B. Caldwell, Kerry Sitton, Terry Christman

Technical: none. Attendance: 6988. Fouled out: Wilkinson.

**Game 18**  
**Colorado 79**  
**Kansas State 75**  
**Jan. 28, 2006** **Coors Events Center**

**BOULDER (AP)** - Chris Copeland scored 14 of his 17 points in the second half, with Richard Roby posting a team-high 18 as Colorado won its fifth straight conference game by beating Kansas State 79-75 Saturday night.

Copeland, who had only 11 points in his previous two games, was 5-for-10 shooting in the second half and had a career-high four blocks. Roby was held in check most of the game before finishing 7-for-12 for Colorado (15-3, 5-2 Big 12).

The Buffaloes last won five straight conference games in the 1996-97 season.

CU point guard Marcus Hall collapsed, suffering from lower back spasms with 2:02 left in the game. He was carried off the court on a stretcher for precautionary measures. He was later released from the hospital diagnosed with lower back spasms.

Carter Martin led Kansas State (12-5, 3-3) with 24 points. Lance Harris had 23 for the Wildcats, who had their three-game conference winning streak snapped.

Copeland began finding the range early in the second half, hitting a pair of 3-pointers and a short jumper to put Colorado ahead 46-41. Martin, who had only six points at the half, and Harris hit 3-pointers to close the gap to 51-48 with 14:34 left.

The Buffaloes tightened their defense and led 63-56 after Martane Freeman converted two free throws and a 3-point play with 9:26 left. Martin hit consecutive 3-pointers to get the Wildcats within 63-62 with 7:31 remaining.

David Hoskins made it a one-point game, 65-64, but Roby had a layup after Copeland's layup and two free throws and Roby had another layup to give CU some breathing room and a 71-66 edge with 3:26 left. Freeman sealed it with two free throws with under a minute left.

**KANSAS STATE (12-5, 3-3)**

Player	FGs	3-pt	FT	O-D	R	F	TP	A	TO	B	S	Min	
Martin	f	7-15	5-8	5-7	4-5	9	4	24	1	1	1	0	39
Diarra	f	3-4	0-0	1-3	4-1	5	4	7	1	1	1	1	21
Stewart	g	0-5	0-3	2-2	0-1	1	2	2	8	2	0	0	32
Hoskins	g	3-7	1-1	3-4	3-1	4	3	10	4	2	1	0	32
Wright	g	1-7	0-0	1-1	2-4	6	1	3	0	1	0	0	16
Thomas	0-0	0-0	0-0	0-0	0	0	0	0	0	0	0	0	2
Harris	10-12	3-4	0-0	0-4	4	2	23	1	1	0	0	27	
Allen	1-4	0-1	0-0	0-0	0	1	2	0	1	0	1	12	
Afeli	0-2	0-0	1-2	0-3	3	3	1	0	2	0	0	8	
Taybron													

**Game 19**  
nr/25 Colorado **79**  
at Iowa State **96**

**Feb. 5, 2006** **Hilton Coliseum**

AMES, Iowa (AP) - Curtis Stinson recorded just the third triple-double in Iowa State history with 24 points, 10 rebounds and 10 assists and the Cyclones snapped a three-game home losing streak by beating Colorado, 96-79.

Stinson joined Marc Urquhart and Jamaal Tinsley as the only Cyclones to record triple-doubles. Urquhart did it against Illinois-Chicago in 1989, and Tinsley recorded his against Missouri in 2000.

Rahshon Clark scored 24 points and grabbed 14 boards, and freshman Shawn Taggart chipped in with 11 points and 10 rebounds for the Cyclones, who rallied from an early 10-point deficit by using a pressure defense to force Colorado into turnovers and bad shots. Iowa State (14-7, 4-4) scored 28 points off 18 Buffaloes turnovers.

The loss snapped Colorado's five-game Big 12 winning streak, its longest since 1997. Marcus Hall led the Buffaloes (15-4, 5-3) with 17 points, and Chris Copeland added 16.

Iowa State held Richard Roby, the league's leading scorer, to just 10 points.

Up by 10 at halftime, Iowa State put the game out of reach with an 18-8 run to start the second half. Stinson capped the stretch by driving the length of the court for a layup that gave the Cyclones a 63-43 lead with 11:43 left.

Iowa State outscored Colorado 37-17 over the final 16 minutes of the first half and led 45-35 at the break.

The Cyclones erased an early 10-point deficit with an 18-4 run midway through the opening half. Jessan Gray buried a 3-pointer to bring Iowa State even at 20-all, and Stinson followed with back-to-back jumpers to put the Cyclones ahead 26-22.

Colorado hit four of its first five shots from 3-point range and jumped out to an 18-8 lead four minutes into the game.

**COLORADO (15-4, 5-3)**

Player	FGs	3-pt	FT	O-D	R	F	TP	A	TO	B	S	Min
Freeman	f 3-5	0-1	5-9	1-0	1	2	11	1	2	2	0	22
Copeland	f 5-10	3-4	4-7	3-5	8	2	17	1	1	2	1	28
Hall	g 6-14	4-8	0-0	0-4	4	3	16	2	4	0	2	31
Roby	g 4-12	1-4	1-1	1-2	3	5	10	4	3	0	1	27
Ashby	f 4-6	0-0	0-0	3-3	6	0	8	0	1	0	0	15
Eddy	0-0	0-0	0-0	0-0	0	1	0	0	3	1	0	3
Senger	0-0	0-0	0-0	0-0	0	0	0	0	0	0	0	2
Coleman	1-3	0-0	0-0	2-2	2	3	2	1	1	0	1	13
Williams	3-3	0-0	1-2	2-3	5	1	7	0	0	1	0	13
Arrington	0-0	0-0	0-0	0-2	2	1	0	0	1	0	0	6
King-Stockton	0-0	0-0	0-2	0-1	1	0	0	0	0	0	0	4
Osborn	2-10	2-9	0-0	1-1	2	4	6	2	0	0	0	19
McGee	0-0	0-0	0-0	1-0	1	0	2	2	0	0	1	5
Obazuaye	1-5	0-2	0-1	0-0	0	3	2	1	2	0	1	12
Team					4		4					
Totals	29-68	10-28	11-22	16-23	39	26	79	14	18	6	7	200

FG% 1st Hlf 14-29 48.3% 2nd Hlf 15-39 38.5% Game 42.6%  
3-Pt.FG%1st Hlf 7-13 53.8% 2nd Hlf 3-15 20.0% Game 35.7%  
FT % 1st Hlf 0-5 00.0% 2nd Hlf 11-17 64.7% Game 50.0%  
deadball rebounds: 4

**IOWA STATE (14-7, 4-4)**

Player	FGs	3-pt	FT	O-D	R	F	TP	A	TO	B	S	Min
Taggart	f 4-10	0-0	3-6	6-4	10	3	11	0	0	1	0	29
Stinson	g 11-17	1-3	1-2	3-7	10	1	24	10	2	0	1	36
Bialock	g 5-14	0-1	5-6	3-1	4	3	15	5	6	0	3	36
Clark	f 8-13	2-4	6-7	4-10	14	2	24	1	2	0	1	29
Hubalek	f 2-6	0-0	4-4	1-0	1	5	8	0	0	0	1	16
Cesar	0-0	0-0	0-0	0-0	0	0	0	0	0	1	0	1
Gray	5-7	2-2	1-2	1-1	2	3	13	0	3	0	2	30
Neal	0-3	0-3	0-0	0-2	2	0	0	0	0	0	2	17
Bergstrom	0-1	0-0	0-0	0-1	1	0	0	0	0	0	0	1
Evanovich	0-0	0-0	1-2	0-0	0	1	1	0	0	0	0	5
Team					2		2					
Totals	35-71	5-13	21-29	18-28	46	18	96	16	13	2	10	200

FG% 1st Hlf 17-37 45.9% 2nd Hlf 18-34 52.9% Game 49.3%  
3-Pt.FG%1st Hlf 2-9 22.2% 2nd Hlf 3-4 75.0% Game 38.5%  
FT % 1st Hlf 9-14 64.3% 2nd Hlf 12-15 80.0% Game 72.4%  
deadball rebounds: 5

Colorado 35 44 79  
Iowa State 45 51 96

Officials: Donnee Gray, Ted Hillary, Scott Thornley  
Technical: none. Attendance: 13,358. Fouled out: Roby, Hubalek.

**Game 20**  
nr/25 Colorado **58**  
at Texas A&M **61**

**Feb. 8, 2006** **Reed Arena**

COLLEGE STATION, Texas (AP) - Dominique Kirk hit a jumper with eight seconds left and Martellus Bennett added two free throws with a second left to give Texas A&M a 61-58 victory over Colorado.

The Buffaloes opened the game trailing 13-0 in the first six minutes, but quickly picked up the pace and battled back with a 26-12 run to take the lead, 26-25, at the half.

Acie Law scored 19 points, including nine in a 15-5 run that tied the game at 45-45 with 7:16 left. Law hit two jumpers, a 3-pointer and two free throws during the run. Josh Carter and Chris Walker also hit 3-pointers in that stretch.

The Aggies (14-7, 4-6 Big 12) pulled out to a seven-point lead on a 3-pointer by Walker with 3:45 left, but Colorado (15-5, 5-4) tied the game twice more down the stretch and went ahead by one at 58-57 on a free throw by Marcus Hall with 49 seconds left.

The Aggies got the ball on a turnover and Kirk hit the go-ahead jumper. The Buffs missed a free throw with a second left and Bennett responded with two free throws for the final margin.

Walker finished with 11 points.

Richard Roby led Colorado with 22 points, including four 3-pointers.

Texas A&M held Colorado to a season-low 58 points.

The Aggies scored 31 points off the Buffs' season-high 24 turnovers.

**COLORADO (15-5, 5-4)**

Player	FGs	3-pt	FT	O-D	R	F	TP	A	TO	B	S	Min
Osborn	f 3-9	3-8	0-0	2-2	4	2	9	1	1	0	2	24
Copeland	f 1-3	1-3	0-0	1-3	4	3	3	1	6	0	1	21
Hall	g 5-9	3-5	3-4	0-3	3	1	16	3	4	0	0	35
Roby	g 7-16	4-5	4-8	1-6	7	3	22	1	4	1	2	34
Ashby	c 0-0	0-0	0-0	0-1	1	4	0	1	3	0	0	13
Eddy	2-2	1-1	0-0	1-6	7	2	5	3	4	0	0	17
Obazuaye	1-2	0-0	1-2	1-1	2	2	3	0	0	0	0	21
Senger	0-0	0-0	0-0	0-0	0	0	0	0	0	0	0	2
Arrington	0-2	0-0	0-0	0-0	0	2	0	0	1	0	0	6
King-Stockton	0-1	0-0	0-0	1-2	3	2	0	1	0	0	1	17
McGee	0-1	0-0	0-0	0-0	0	2	0	3	1	0	1	10
Team					1		1					
Totals	19-45	12-22	8-14	8-24	32	23	58	14	24	1	7	200

FG% 1st Hlf 8-24 33.3% 2nd Hlf 11-21 52.4% Game 42.2%  
3-Pt.FG%1st Hlf 5-10 50.0% 2nd Hlf 7-12 58.3% Game 54.5%  
FT % 1st Hlf 5-6 83.3% 2nd Hlf 3-8 37.5% Game 57.1%  
deadball rebounds: 3

**TEXAS A&M (14-7, 4-6)**

Player	FGs	3-pt	FT	O-D	R	F	TP	A	TO	B	S	Min
Law	g 7-17	1-3	4-5	0-0	0	2	19	2	1	0	0	39
Walker	g 3-5	3-5	2-2	2-2	4	4	11	4	3	0	0	30
Kirk	g 3-5	2-4	2-3	0-8	8	5	10	2	2	0	1	37
Jones	f 2-4	0-0	4-6	0-4	4	2	8	1	4	0	4	31
Pompy	f 2-3	0-0	2-2	0-2	2	3	6	6	2	0	1	34
Bennett	0-0	0-0	4-4	3-3	3	1	4	0	0	0	1	4
White	0-4	0-4	0-0	2-0	2	0	0	0	0	0	0	8
Carter	1-3	1-3	0-0	0-0	0	0	3	0	3	0	1	10
Kavaliuskas	0-2	0-0	0-1	0-1	1	0	0	0	0	0	0	7
Team					1		1					
Totals	18-43	7-19	18-23	4-21	25	17	61	15	15	0	8	200

FG% 1st Hlf 8-21 38.1% 2nd Hlf 10-22 45.5% Game 41.9%  
3-Pt.FG%1st Hlf 2-11 18.2% 2nd Hlf 5-8 62.5% Game 36.8%  
FT % 1st Hlf 7-9 77.8% 2nd Hlf 11-14 78.6% Game 78.3%  
deadball rebounds: 2

Colorado 26 32 58  
Texas A&M 25 36 61

Officials: Rick Hartzell, Bobby Vetkoetter, Bill Kennedy  
Technical: none. Attendance: 6876. Fouled out: none.

**Game 21**  
nr/25 Colorado **66**  
Texas Tech **64**

**Feb. 11, 2006** **Coors Events Center**

BOULDER (AP) - Sophomore guard Richard Roby recorded his fourth career double-double scoring a team-high 17 points and grabbing a personal best 15 rebounds, helping the Buffs hold off a late Texas Tech rally, 66-64, Saturday afternoon at the Coors Events Center.

Roby, who was 3-for-11 shooting, was 10-for-11 from the free throw line as Colorado (16-5, 6-4 Big 12) snapped a two-game losing streak. Marcus Hall also had 13 points, but missed two free throws with six seconds left to give the Red Raiders a chance to win.

Jarrius Jackson led Texas Tech (12-12, 4-6) with 18 points. Martin Zeno had 17 as the Red Raiders remained winless in five conference road games.

Andy Osborn's 3-pointer put Colorado up by six early in the second half, but two baskets off inside moves by Jackson got the Red Raiders as close as 41-39 with 11:35 left. Two unforced turnovers by Colorado led to 3-pointers by Zeno and Dora, and Texas Tech took its first lead, 46-45.

Roby broke a 50-50 tie with a 3-pointer and hit two free throws with 5:41 remaining to put the Buffaloes ahead 55-50, but Jon Pleafka's 3-pointer and Zeno's short jumper got the Red Raiders within 57-55 with 3:43 left.

Jackson had eight points the rest of the way, but Colorado countered with nine free throws, including three by Roby. Hall's two missed free throws led to an off-balance 3-pointer at the buzzer by Jackson that caught the front of the rim and bounded out.

Texas Tech missed its first eight shots and had four turnovers to start the game before Darryl Dora buried a 3-pointer with 14:23 left. By then Osborn had hit two 3-pointers and the Buffaloes led 9-3.

Roby's first points of the game came on a rebound basket and layup midway through the half to make it 22-8, but the Red Raiders went on a 9-0 run. Two free throws each by Dora and Zeno cut it to 25-23. Freeman came off the bench to have a layup and 3-pointer in the last 2:11 to make it 30-25 at the break.

Neither team burned the net in the first half. The Red Raiders shot 28 percent while Colorado was 9-for-33.

**TEXAS TECH (12-12, 4-6)**

Player	FGs	3-pt	FT	O-D	R	F	TP	A	TO	B	S	Min
Prince	f 3-6	0-0	0-0	2-3	5	5	6	3	1	0	0	34
Pleafka	f 2-10	1-2	1-3	5-2	7	4	6	0	0	2	0	25
Dora	f 5-11	1-3	2-2	2-3	5	3	13	1	2	3	0	36
Zeno	g 6-12	2-3	3-6	2-6	8	2	17	4	3	0	0	38
Jackson	g 8-23	1-7	1-3	0-5	5	3	18	7	0	0	0	40
Buttell	0-0	0-0	0-1	0-0	1	1	0	0	0	0	1	2
Voskuil	2-6	0-3	0-0	0-4	4	2	4	2	1	0	0	17
Lowhorn	0-2	0-0	0-0	0-0	0	0	0	0	2	0	0	4
Ogden	0-0	0-0	0-0	0-0	0	1	0	0	1	0	0	4
Team					1-3		4					
Totals	26-69	5-18	7-15	13-26	39	21	64	17	10	5	1	200

FG% 1st Hlf 9-32 28.1% 2nd Hlf 17-37 45.9% Game 37.7%  
3-Pt.FG%1st Hlf 2-8 25.0% 2nd Hlf 3-10 30.0% Game 27.8%  
FT % 1st Hlf 5-8 62.5% 2nd Hlf 2-7 28.6% Game 46.7%  
deadball rebounds: 2

**COLORADO (16-5, 6-4)**

Player	FGs	3-pt	FT	O-D	R	F	TP	A	TO	B	S	Min
Osborn	f 3-7	3-5	2-2	1-3	4	2	11	1	2	1	0	20
King-Stockton	f 0-1	0-0	0-0	1-3	4	2	0	1	1	1	0	16
Obazuaye	g 1-6	0-0	0-0	5-2	7	3	2	1	0	0	0	15
Hall	g 5-12	1-4	2-4	0-1	1	3	13	3	4	1	2	35
Roby	g 3											

**Game 22**  
**Colorado** 84  
**19/19 Oklahoma** 75

**Feb. 15, 2006** Coors Events Center

**BOULDER (AP)** - Richard Roby scored 28 points and Chris Copeland added 18 to lead Colorado to its first victory this season over a ranked opponent, 84-75 over No. 19 Oklahoma on Wednesday night.

The Buffaloes (17-5, 7-4) moved into a tie with the Sooners for third place in the Big 12 and bolstered their argument that they deserve a spot in the NCAA tournament with the win over the ranked team.

Michael Neal, who started in place of injured guard Austin Johnson, scored 28 points on 7-of-14 shooting from 3-point range to lead Oklahoma (16-6, 7-4). Johnson sprained his right ankle in Saturday's 80-52 win over Baylor and did not play.

Terrell Everett added 16 points for the Sooners.

The Buffaloes managed to beat Oklahoma's stifling defense by forcing the Sooners into their faster pace from the start. Oklahoma had been holding opponents to an average of 59.6 points per game, while Colorado led the Big 12 with an 80.4 scoring average.

Colorado trailed 57-53 with 11:59 remaining when it went on a 10-1 run to take a 63-58 lead with 7:19 remaining. The run was capped by a basket by Marcus Hall and the Buffaloes would never trail again.

Oklahoma pulled to 69-67 on a basket from Neal, but Roby scored eight points, including two 3-pointers, and Hall added another 3 to give the Buffaloes an 80-71 lead with 2:26 remaining.

The Buffaloes have struggled at the free throw line this season, but they made 19-of-22 in the game.

Oklahoma had held its last two opponents to just four first-half field goals, but couldn't dominate Colorado early. The Sooners led 40-35 at halftime thanks to Neal's 18 points on six straight 3-pointers, which tied a school record.

**OKLAHOMA (16-6, 7-4)**

Player	FGs	3-pt	FT	O-D	R	F	TP	A	TO	B	S	Min	
Gray	f	4-7	0-0	3-4	3-5	8	4	11	1	2	3	0	30
Bookout	f	1-5	0-0	2-5	4-5	9	2	4	1	1	1	0	36
Neal	g	9-16	7-14	1-1	2-3	5	1	26	1	2	0	1	37
Everett	g	7-18	0-5	4-4	0-2	2	3	18	7	5	0	1	36
Godbold	g	0-4	0-4	0-0	2-1	3	3	0	2	0	1	0	26
Walker	0-0	0-0	0-0	0-0	0-0	0	0	0	0	0	0	0	0+
Carter	4-8	1-2	1-1	2-2	4	3	10	1	0	0	0	0	21
Griffin	3-4	0-0	0-0	0-1	1	2	6	1	0	0	0	0	14
Team													
Totals	28-62	8-25	11-15	13-19	32	18	75	14	10	5	2	200	

FG% 1st Hlf 13-25 52.0% 2nd Hlf 15-37 40.5% Game 45.2%  
 3-Pt.FG% 1st Hlf 7-12 58.3% 2nd Hlf 1-13 7.7% Game 32.0%  
 FT % 1st Hlf 7-8 87.5% 2nd Hlf 4-7 57.1% Game 73.3%  
 deadball rebounds: 1

**COLORADO (17-5, 7-4)**

Player	FGs	3-pt	FT	O-D	R	F	TP	A	TO	B	S	Min	
Copeland	f	4-9	2-4	8-9	1-3	4	4	18	5	3	1	1	23
King-Stockton	f	3-5	0-0	0-0	3-3	6	2	6	0	1	0	0	18
Obazuaye	g	2-5	0-0	0-0	1-1	2	1	4	1	1	0	0	15
Hall	g	2-7	1-3	1-2	0-3	3	1	6	6	1	0	0	36
Roby	g	9-19	3-9	7-7	2-7	9	3	28	5	1	1	3	36
Eddy	0-0	0-0	0-0	0-0	0	0	0	0	0	0	0	0	3
Osborn	2-5	1-3	0-0	0-3	3	0	5	0	0	0	0	1	16
Coleman	0-1	0-1	0-0	0-0	0	1	0	1	0	0	0	1	8
Freeman	2-6	0-0	0-0	2-1	3	3	4	0	1	0	0	20	
Ashby	5-6	0-0	3-4	2-2	5	2	13	3	0	1	0	25	
Team	5 1 6												
Totals	29-63	7-20	19-22	17-24	41	17	84	21	8	3	6	200	

FG% 1st Hlf 15-31 48.4% 2nd Hlf 14-32 43.8% Game 46.0%  
 3-Pt.FG% 1st Hlf 2-11 18.2% 2nd Hlf 5-9 55.6% Game 35.0%  
 FT % 1st Hlf 3-4 75.0% 2nd Hlf 16-18 88.9% Game 86.4%  
 deadball rebounds: 1

Oklahoma 40 35 75  
 Colorado 35 49 84

Officials: John Higgins, Terry Davis, Mark Reischling  
 Technicals: none. Attendance: 7845. Fouled out: none.

**Game 23**  
**Colorado** 60  
**at Kansas State** 72

**Feb. 18, 2006** Bramlage Coliseum

**MANHATTAN, Kan. (AP)** - Cartier Martin scored 21 points - all but three in the second half - and had 10 rebounds, helping Kansas State come back to beat Colorado 72-60.

Akeem Wright added 17 points and Dramane Diarra had 13, both career highs, for Kansas State (14-9, 5-7 Big 12).

The Wildcats, who won for just the second time in seven games, blew an early 9-point lead and trailed by 11 points early in the second half before surging ahead and then putting the game away with a late 16-0 run.

Richard Roby, who led CU (17-6, 7-5) with 28 points in Wednesday's 84-75 victory over No. 19 Oklahoma, was held to 14 points on 5-for-14 shooting.

Kansas State had its own offensive struggles, going more than eight minutes without a field goal in the late first half and early second before Wright scored nine straight points in a 13-2 run that put the Wildcats up 46-43 with just under 9 1/2 minutes left.

Glean Eddy's basket with 8:25 left put Colorado just one point behind, at 46-45, but Kansas State responded with its 16-point run.

The 16-0 surge started quietly enough, when Diarra hit a 19-footer with just over 8 minutes left. Both teams went scoreless on several possessions after that, but Mario Taybron's 3-pointer with 6 1/2 minutes left and Martin's fast-break dunk 35 seconds later put the momentum squarely on KSU's side.

Marcus Hall led the Buffaloes, who lost their third straight road game, with 15 points, nine rebounds and four assists.

The Buffaloes opened the second half on a 7-0 run before Martin's 3-pointer with 17:11 left broke Kansas State's dry spell from the field. The Wildcats were just 1-for-3 from the line in the first half, when the Buffaloes were called for only four fouls. Kansas State finished 14-for-19 after Colorado was forced to foul late in the game.

Colorado hit all 11 of its free throws, one of the bright spots on the afternoon for the Buffaloes. CU has turned around its fortunes from the foul line over the last three games, making 51-of-59 (86.4 percent). However, it was not enough to help the Buffs in their attempt to match the school's best record (18-5) after 23 games.

**COLORADO (17-6, 7-5)**

Player	FGs	3-pt	FT	O-D	R	F	TP	A	TO	B	S	Min	
Copeland	f	1-6	0-2	2-2	1-1	2	1	4	2	1	0	0	26
King-Stockton	f	0-2	0-0	0-0	1-1	2	1	0	0	0	0	10	
Obazuaye	g	3-6	0-0	0-0	1-0	1	0	6	1	2	0	0	15
Hall	g	5-19	2-10	3-3	0-9	9	0	15	4	3	1	1	38
Roby	g	5-14	2-9	2-2	0-2	2	4	14	0	3	0	3	36
Eddy	1-1	0-0	0-0	1-3	4	3	2	0	1	0	0	11	
Osborn	1-2	1-2	2-2	2-0	2	1	5	1	2	1	0	12	
Coleman	2-3	0-0	0-0	1-0	1	2	4	1	3	0	1	7	
Freeman	2-5	0-1	0-0	2-2	4	4	4	1	2	0	3	18	
Ashby	2-6	0-0	2-2	4-1	5	2	6	0	1	1	2	26	
McGee	0-0	0-0	0-0	0-0	0	0	0	0	0	0	0	1	
Team	2-1 3												
Totals	22-64	5-24	11-11	15-20	35	18	60	10	18	4	10	200	

FG% 1st Hlf 10-27 52.0% 2nd Hlf 12-37 32.4% Game 34.4%  
 3-Pt.FG% 1st Hlf 3-8 58.3% 2nd Hlf 2-16 12.5% Game 20.8%  
 FT % 1st Hlf 7-7 100% 2nd Hlf 4-4 100% Game 100%  
 deadball rebounds: 2

**KANSAS STATE (14-9, 5-7)**

Player	FGs	3-pt	FT	O-D	R	F	TP	A	TO	B	S	Min	
Diarra	c	6-10	0-0	1-2	1-1	2	4	13	1	2	2	0	32
Stewart	g	0-4	0-1	0-0	0-2	2	0	0	2	1	0	0	19
Hoskins	g	3-5	0-0	0-1	2-3	5	1	6	6	3	0	0	25
Martin	g	5-15	3-8	8-8	2-8	10	2	21	2	5	0	5	37
Wright	g	6-12	0-0	5-8	4-3	7	3	17	5	2	0	2	37
Harris	2-7	0-3	0-0	0-2	2	2	4	2	0	0	0	18	
Allen	0-0	0-0	0-0	0-1	1	0	0	1	0	0	0	1	
Afel	0-0	0-0	0-0	2-1	3	1	0	0	1	0	0	4	
Taybron	3-4	1-2	0-0	2-2	2	2	7	2	3	2	2	23	
Hughes	2-3	0-0	0-0	2-0	2	1	4	0	0	0	1	4	
Team	1-1 2												
Totals	27-60	4-14	14-19	14-24	38	16	72	21	16	5	10	200	

FG% 1st Hlf 12-30 40.0% 2nd Hlf 15-30 50.0% Game 45.0%  
 3-Pt.FG% 1st Hlf 1-8 12.5% 2nd Hlf 3-6 50.0% Game 28.6%  
 FT % 1st Hlf 1-3 33.3% 2nd Hlf 13-16 81.3% Game 73.7%  
 deadball rebounds: 5

Colorado 30 30 60  
 Kansas State 26 46 72

Officials: Steve Welmer, Donnee Gray, Gerry Pollard  
 Technicals: none. Attendance: 9768. Fouled out: none.

**Game 24**  
**Colorado** 77  
**at Nebraska** 93

**Feb. 22, 2006** Devaney Center

**LINCOLN, Neb. (AP)** - Charles Richardson Jr. scored 10 points in the first half to pace Nebraska, which opened up a 20-point halftime lead, then turned back a mid-second half Colorado charge to take a 93-77 win Wednesday.

Colorado (17-7, 7-6 Big 12) made just three of its first 20 shots as Nebraska (17-9, 7-6 Big 12) took a 25-7 lead on Marcus Perry's 3-pointer with 6:59 left in the first half.

The Buffaloes cut the lead to 11 at 30-19. But a pair of Richardson free throws and his 3-pointer triggered a 13-4 half ending Nebraska run that made the score 43-23 at the break. Nebraska dominated the game at both ends of the floor in the first half. The Huskers hit 54 percent of their shots and were 12-of-14 from the free-throw line. Colorado shot just 24 percent in the first half.

Nebraska doubled up on Colorado with Jamel White's 3-pointer that made the score 54-27 with 15:51 remaining. Nebraska's largest lead of the night was 29 at 62-33.

Colorado mounted a furious challenge midway through the second half, outscoring Nebraska 18-5 to cut the lead to 16. But Nebraska countered with a 7-0 run of its own to push the lead back to 23 with 7:30 left. Colorado never got closer than 18 until the final minute of the game.

Nebraska hit 53 percent of its shots in the game compared to 35 percent for the Buffaloes. The Huskers outrebounded Colorado 51-30.

White and Wes Wilkinson led five Huskers in double figures with 17 points each. Aleks Maric and Jason Dourisseau had 13 apiece and Richardson finished with 12 points.

Richard Roby, Colorado's leading scorer at 18 a game, didn't score in the first half. He torched Nebraska for 30 points in Colorado's 81-59 win over the Huskers in Boulder on Jan. 25. He finished with 7 on Wednesday night.

Chris Copeland led Colorado with 15. Andy Osborn had 14 for the Buffaloes, Martane Freeman added 11 and Jayson Obazuaye finished with 10.

**COLORADO (17-7, 7-6)**

Player	FGs	3-pt	FT	O-D	R	F	TP	A	TO	B	S	Min	
Copeland	f	5-15	3-9	2-2	3-1	4	4	15	2	2	0	0	29
Ashby	f	1-4	0-0	0-0	1-0	1	5	2	0	1	0	0	20
Obazuaye	g	4-5	1-1	1-4	2-1	3	2	10	4	1	0	31	
Hall	g	3-11	2-6	0-0	1-5	6	0	8	5	1	0	32	
Roby	g	2-11	0-6	3-4	2-2	4	2	7	2	1	1	29	
Eddy	0-2	0-1	5-7	1-1	2	0	5	1	0	0	0	15	
Osborn	5-10	4-9	0-0	1-1	1	2	14	1	0	1	1	21	
Coleman	1-7	0-1	1-2	1-2	3	2	3	3	0	1	0	16	
Freeman	5-8	1-1	0-0	0-2	2	4	11	0	0	0	0	17	
Arrington	0-0	0-0	2-2	0-1	1	4	2	0	0	0	0	5	
King-Stockton	0-0	0-0	0-0	0-0	0	2	0	0	0	0	0	1	5
Team	3 3												
Totals	26-73	11-34	14-21	14-16	30	27	77	18	6	3	9	200	

FG% 1st Hlf 7-29 24.1% 2nd Hlf 19-44 43.2% Game 35.6%  
 3-Pt.FG% 1st Hlf 2-11 18.2% 2nd Hlf 9-23 39.1% Game 32.4%  
 FT % 1st Hlf 7-8 87.5% 2nd Hlf 7-13 53.8% Game 66.7%  
 deadball rebounds: 3

**NEBRASKA (17-9, 7-6)**

Player	FGs	3-pt	FT	O-D	R	F	TP	A	TO	B	S	Min	
Wilkinson	f	5-8	2-5	5-5	2-11	13	3	17	3	4	3	1	34
Maric	c	5-11	0-0	3-8	4-9	13	2	13	3	2	4	0	28
Dourisseau	g	4-7	0-1	5-6	4-3	7	3	13	4	1	0	0	29
Richardson	g	3-4	2-3	4-4	0-4	4	1	12	4	2	0	0	30
White	g	5-11	3-5	4-6	1-2	3	4	17	0	4	0	0	31
Walker, BJ	0-0	0-0	2-2	1-0	1	0							

**Game 25****Colorado 78**  
**Missouri 60****Feb. 25, 2006 Coors Events Center**

**BOULDER (AP)** - With its primary offensive weapon, the 3-pointer, ineffective and not falling, Colorado needed to change its game plan. They did and it changed the outcome of the game with Missouri.

Switching to a more inside oriented attack, Colorado scored 44 points in the paint and got 15 points each from Richard Roby and Jayson Obazuaye and ended a two-game losing streak with a 78-60 rout of Missouri on Saturday.

"We were seeing more than the normal amount of pressure on the ball outside," Roby said. "When you see that much pressure out there, coaches tell us to drive to the basket." "We did and it produced results," said Roby, who was 1-for-6 on 3-point attempts.

The rest of the Buffaloes were only 2-for-16 shooting 3-pointers.

Clean Eddy added 12 points for Colorado (18-7, 8-6 Big 12 Conference). Eddy and the Buffaloes reserves contributed 30 points.

"Our bench was a factor because when Richard Roby is having an off night, we need to look to other people to help," Colorado coach Patton said. "We need people off the bench to give us a lift."

Thomas Gardne had 19 points to reach 1,007 career points and became the 37th player in school history to score 1,000 points at Mizou. Kevin Young, 13 points, and Jason Horton, 10, reached double-figures for Missouri (11-14, 4-10).

Missouri's tight man-to-man defense and 16 points from Gardner helped build a 28-13 lead with 9:11 left in the first half. The Tigers self-destructed the rest of the half, missing 9-of-11 shots including two uncontested lay-ups, and turned the ball over six times to open the door for a Colorado comeback.

Colorado replied with a 21-4 run. Eddy sparked the run with nine of the points, had two free throws to tie the game at 30 with 1:56 left and his lay-up sent the Buffaloes into intermission with a 34-32 edge.

**COLORADO (18-7, 8-6)**

Player	FGs	3-pt	FT	O-D	R	F	TP	A	TO	B	S	Min
Copeland	f	5-12	1-7	1-4	2-6	8	2	12	3	0	1	26
Ashby	f	2-4	0-0	0-0	2-1	3	3	4	0	0	2	17
Obazuaye	g	7-12	0-0	1-1	2-4	6	4	15	1	1	0	23
Hall	g	1-5	0-2	0-0	1-2	3	0	2	9	1	0	25
Roby	g	5-13	1-6	4-4	2-3	5	1	15	2	4	0	36
Eddy	g	5-8	1-1	2-2	3-3	6	1	13	0	0	0	23
Boidock	g	0-0	0-0	0-0	0-0	0	0	0	0	0	0	1
Osborn	g	0-5	0-5	0-0	1-1	2	1	0	1	0	0	10
Freeman	g	3-6	0-1	2-4	1-0	1	3	8	0	1	2	11
Williams	g	0-2	0-0	0-0	2-0	2	0	0	1	0	0	7
King-Stockton	g	3-3	0-0	1-2	3-7	10	1	7	0	1	0	14
McGee	g	1-2	0-0	0-0	0-0	0	2	0	0	0	0	7
Team												
Totals		32-72	3-22	11-17	19-27	46	16	78	16	9	5	200

FC% 1st Hlf 13-35 37.1% 2nd Hlf 19-37 51.4% Game 44.4%  
3-Pt.FG% 1st Hlf 3-11 27.3% 2nd Hlf 0-11 00.0% Game 13.6%  
FT % 1st Hlf 5-5 100% 2nd Hlf 6-12 50.0% Game 64.7%  
deadball rebounds: 3

**MISSOURI (11-14, 4-10)**

Player	FGs	3-pt	FT	O-D	R	F	TP	A	TO	B	S	Min
Brown	f	2-5	0-1	1-3	0-1	1	1	5	2	1	0	12
Young	c	6-10	0-0	1-6	5-3	8	4	13	2	2	0	29
McKinney	g	2-11	1-3	0-0	2-4	6	4	5	3	5	0	32
Gardner	g	6-15	3-7	4-5	1-4	5	3	19	0	2	0	34
Horton	g	4-7	2-4	0-1	1-3	4	1	10	6	4	0	35
Douglas	g	0-0	0-0	0-0	0-1	1	0	0	1	1	0	4
Lyons	g	1-2	0-0	0-0	1-1	2	1	2	0	0	0	6
Watkins	g	0-1	0-0	0-0	0-1	1	0	0	0	0	0	11
Dandridge	g	1-5	0-3	0-0	2-2	4	0	2	1	1	0	18
Lawrence	g	0-0	0-0	0-0	0-0	0	1	0	0	0	0	8
Grimes	g	2-3	0-0	0-0	1-3	4	2	4	0	0	1	11
Team												
Totals		24-59	6-28	6-15	14-24	38	18	60	15	16	1	300

FC% 1st Hlf 12-27 44.4% 2nd Hlf 12-32 37.5% Game 40.7%  
3-Pt.FG% 1st Hlf 5-11 45.5% 2nd Hlf 1-7 14.3% Game 33.3%  
FT % 1st Hlf 3-7 42.9% 2nd Hlf 3-8 37.5% Game 40.0%  
deadball rebounds: 3

Missouri 32 28 60  
Colorado 34 44 78

Officials: Paul Janssen, Bill Kennedy, Kelly Self  
Technical: none. Attendance: 7,081. Fouled out: none.

**Game 26****Colorado 54**  
**at Kansas 75****March 1, 2006 Allen Fieldhouse**

**LAWRENCE, Kan. (AP)** - Mario Chalmers hit two key 3-pointers in the second half and No. 18 Kansas beat Colorado 75-54 to move back into a tie with Texas for first place in the Big 12. The Jayhawks (21-7, 12-3) have beaten Colorado 34 times in their last 35 meetings.

Kansas, the nation's leader in field goal percentage defense, they missed 22 of their first 23 field goal attempts until Scott Senger got inside for a layup with 1:47 left in the first half.

That made it 27-9 and Colorado then ended the half on a spurt, making three baskets to shoot 19 percent (5-for-27) and trail 32-15.

Kansas, outrebounded all night, went cold in the second half and Colorado crept within 58-50 on a basket by Julius Ashby.

Chalmers then hit a 3-pointer and a moment later Julian Wright, another freshman starter, hit two free throws and thundered home a crowd-pleasing dunk. C.J. Giles then got another basket and Brandon Rush made it 70-54 with a 3-pointer from the wing.

Chalmers had 14 points and Rush added 13 for Kansas, which got outrebounded 45-38 and was only 10-of-22 from the free throw line. Giles had 11 points and Russell Robinson 10.

Colorado, which fell to 0-23 against ranked opponents on the road, got 12 points from Marcus Hall. Colorado's Richard Roby, the fifth-leading scorer in the Big 12, had only two points in the first half and finished with 10, almost eight below his average.

Colorado coach Ricardo Patton drew a technical foul with 7:49 left when he ran almost to the Kansas bench to protest a non-call after Buffs forward Martane Freeman was knocked to the floor.

Max Falkenstein, who is retiring after 60 years broadcasting Kansas football and basketball games, was honored at halftime of his last home game.

**COLORADO (18-8, 8-7)**

Player	FGs	3-pt	FT	O-D	R	F	TP	A	TO	B	S	Min
Copeland	f	2-12	1-7	0-0	3-4	7	1	5	4	2	0	27
Ashby	f	3-5	0-0	1-2	1-2	3	3	7	0	2	1	20
Obazuaye	g	1-5	0-1	1-4	2-1	3	2	3	0	2	0	20
Hall	g	5-10	2-4	0-0	1-2	3	0	12	3	1	0	26
Roby	g	3-13	2-9	2-4	2-3	5	2	10	4	2	2	30
Eddy	g	1-4	0-0	0-1	2-2	4	0	2	0	2	0	15
Osborn	g	2-5	2-4	0-0	2-6	8	1	6	1	0	1	13
Senger	g	3-3	0-0	0-0	1-1	2	1	6	0	0	0	7
Coleman	g	0-0	0-0	0-0	0-0	0	1	0	0	1	0	1
Freeman	g	0-4	0-0	3-4	4-0	4	1	3	1	2	0	1
King-Stockton	g	0-3	0-0	0-0	3-2	5	2	0	0	0	0	17
McGee	g	0-0	0-0	0-0	0-0	0	0	1	1	1	0	4
Team												
Totals		20-64	7-25	7-15	22-23	45	15	54	14	17	4	200

FC% 1st Hlf 5-27 18.5% 2nd Hlf 15-37 40.5% Game 31.3%  
3-Pt.FG% 1st Hlf 0-8 0.0% 2nd Hlf 7-17 41.2% Game 28.0%  
FT % 1st Hlf 5-8 62.5% 2nd Hlf 2-7 28.6% Game 46.7%  
deadball rebounds: 3

**KANSAS (21-7, 12-3)**

Player	FGs	3-pt	FT	O-D	R	F	TP	A	TO	B	S	Min
Kaun	f	2-4	0-0	2-4	4-4	8	1	6	0	0	1	18
Moody	f	1-2	0-1	0-1	0-4	4	1	2	1	1	0	23
Hawkins	g	2-4	2-4	0-0	0-2	2	2	6	1	0	1	13
Vinson	g	1-4	1-4	0-0	0-0	0	3	3	1	0	0	16
Rush	g	4-11	3-6	2-2	2-4	6	1	13	3	3	0	30
Robinson	g	4-9	1-3	1-4	0-2	2	3	10	7	2	2	31
Stewart	g	0-0	0-0	0-0	0-0	0	0	0	0	0	0	1
Case	g	1-1	1-1	0-0	0-0	1	1	3	0	0	0	2
Chalmers	g	5-8	3-4	1-2	1-1	2	1	14	2	2	0	26
Wright	g	2-5	0-0	3-8	1-2	3	1	7	2	1	0	16
Giles	g	5-7	0-0	1-1	2-6	8	3	11	1	0	2	23
Kleinmann	g	0-0	0-0	0-0	0-0	0	0	0	0	0	0	1
Team												
Totals		27-55	11-23	10-22	11-27	38	17	75	20	11	5	11200

FC% 1st Hlf 13-26 50.0% 2nd Hlf 14-29 48.3% Game 49.1%  
3-Pt.FG% 1st Hlf 4-9 44.4% 2nd Hlf 7-14 50.0% Game 47.8%  
FT % 1st Hlf 2-11 18.2% 2nd Hlf 8-11 72.7% Game 45.5%  
deadball rebounds: 6

Colorado 15 39 54  
Kansas 32 43 75

Officials: Steve Olson, Tom Eades, Mike Thibodeaux  
Technical: CU-Team. Attendance: 16300. Fouled out: none.

**Game 27****Colorado 84**  
**Iowa State 82****March 4, 2006 Allen Fieldhouse**

**BOULDER (AP)** - Richard Roby scored 24 points and Chris Copeland added 18 as Colorado survived a scare to beat Iowa State 84-82 on Senior Night Saturday at the Coors Events Center.

The Buffaloes (19-8, 9-7 Big 12 Conference), who let a 16-point halftime lead slip away, finished fifth place in the Big 12 with the win and assured themselves the No. 5 seed in next week's conference tournament. They will play Baylor in the first round on Thursday at 1 p.m. (mountain) in the first round.

Colorado in the first half surpassed its single-season team record of 222 3-pointers and finished with 232 for the regular season.

Curtis Stinson led Iowa State (16-13, 6-10) with 24 points. Will Blalock had 17 as the Cyclones lost their fifth straight road game.

Leading by 16 at the break, Colorado got two free throws from Jayson Obazuaye but then went scoreless for four and a half minutes while Rashon Clark and Blalock were hitting a 3-pointer each as part of a 15-0 run by Iowa State.

CU made a season-high 25 free throws (31 attempts), while Roby was a perfect 9-of-9 from the line.

Roby ended the drought before Iowa State went on a 9-0 run to take the lead, 57-53. But after Blalock's basket made it 61-59, Roby's three-point play capped a 12-2 run for the Buffaloes that put them up 71-63.

The Cyclones got as close as 83-82 on Cook's 3-pointer with under five seconds left but couldn't get any shots to fall at the end.

Colorado took a 46-30 lead into intermission. The Buffaloes overcame a 10-0 run by the Cyclones over the final 6:58 of the half.

**IOWA STATE (16-13, 6-10)**

Player	FGs	3-pt	FT	O-D	R	F	TP	A	TO	B	S	Min
Taggart	f	1-3	0-0	3-5	3-1	4	2	5	0	1	1	20
Davis	f	0-2	0-1	1-2	1-5	6	2	1	0	1	0	16
Marsden	c	0-0	0-0	0-0	2-2	4	3	0	1	1	0	21
Stinson	g	8-17	4-6	4-5	1-4	5	3	24	3	3	0	32
Blalock	g	7-22	1-5	2-2	1-3	4	2	17	7	4	1	39
Neal	g	1-9	1-9	0-0	1-2	3	3	3	0	0	0	18
Clark	g	5-8	4-5	2-6	1-1	2	4	16	3	0	1	28
Gray	g	1-3	0-0	0-0	0-1	1	0	2	0	0	0	4
Hubalek	g	5-10	1-4	3-3	7-5	12	2	14	0	1	1	22
Team												
Totals		28-74	11-30	15-23	19-27	46	21	82	17	11	5	600

FC% 1st Hlf 8-26 30.8% 2nd Hlf 20-48 41.7% Game 37.8%  
3-Pt.FG% 1st Hlf 3-8 37.5% 2nd Hlf 8-22 36.4% Game 36.7%  
FT % 1st Hlf 11-16 68.8% 2nd Hlf 4-7 57.1% Game 65.2%  
deadball rebounds: 3

**COLORADO (19-8, 9-7)**

Player	FGs	3-pt	FT	O-D	R	F	TP	A	TO	B	S	Min
Eddy	f	2-4	0-1	8-9	2-4	6	2	12	2	4	0	15
Senger	f	3-5	0-0	2-2	2-2	4	1	8	0	1	0	12
Arrington	c	0-0	0-0	0-2	1-0							

**The Automated ScoreBook**  
**Colorado Combined Team Statistics (as of Mar 06, 2006)**  
**last 5 games**

<b>RECORD:</b>	<b>OVERALL</b>	<b>HOME</b>	<b>AWAY</b>	<b>NEUTRAL</b>
<b>ALL GAMES.....</b>	<b>(2-3)</b>	<b>(2-0)</b>	<b>(0-3)</b>	<b>(0-0)</b>
<b>CONFERENCE.....</b>	<b>(2-3)</b>	<b>(2-0)</b>	<b>(0-3)</b>	<b>(0-0)</b>
<b>NON-CONFERENCE.....</b>	<b>(0-0)</b>	<b>(0-0)</b>	<b>(0-0)</b>	<b>(0-0)</b>

## Player	GP-GS	Min--Avg	---TOTAL---		---3-PTS---		FT-FTA	Pct	---REBOUNDS---				PF	FO	A	TO	Blk	Stl	Pts	Avg
			FG-FGA	Pct	3FG-FGA	Pct			Off	Def	Tot	Avg								
23 Roby, Richard.....	5-4	168 33.6	22-69	.319	6-36	.167	20-23	.870	9	14	23	4.6	11	0	13	11	7	12	70	14.0
15 Copeland, Chris....	5-4	140 28.0	19-57	.333	8-32	.250	8-12	.667	11	19	30	6.0	9	0	14	5	2	3	54	10.8
21 Hall, Marcus.....	5-4	134 26.8	16-51	.314	6-24	.250	3-3	1.000	3	19	22	4.4	3	0	23	8	2	3	41	8.2
05 Obazuaye, Jayson...	5-4	92 18.4	16-30	.533	1-2	.500	5-11	.455	9	7	16	3.2	12	0	8	8	0	4	38	7.6
01 Eddy, Glean.....	5-1	79 15.8	9-19	.474	1-3	.333	15-19	.789	9	13	22	4.4	6	0	3	7	0	0	34	6.8
12 Freeman, Martane...	5-0	80 16.0	11-28	.393	1-4	.250	5-8	.625	9	6	15	3.0	14	0	3	6	2	6	28	5.6
04 Osborn, Andy.....	5-0	62 12.4	9-25	.360	7-22	.318	2-2	1.000	5	8	13	2.6	6	0	4	2	3	1	27	5.4
33 Ashby, Julius.....	5-3	90 18.0	9-21	.429	0-0	.000	4-6	.667	8	10	18	3.6	16	1	1	6	5	2	22	4.4
10 Senger, Scott.....	2-1	19 9.5	6-8	.750	0-0	.000	2-2	1.000	3	3	6	3.0	2	0	0	1	0	1	14	7.0
32 King-Stockton, Marcu	5-1	52 10.4	5-11	.455	0-0	.000	1-2	.500	8	11	19	3.8	7	0	0	1	2	11	2.2	
11 Coleman, Dominique..	4-0	41 10.3	4-15	.267	1-2	.500	1-2	.500	3	5	8	2.0	7	0	5	6	2	3	10	2.5
42 McGee, Antoine....	4-1	24 6.0	1-4	.250	0-0	.000	0-1	.000	0	0	0	0.0	2	0	3	1	0	1	2	0.5
30 Arrington, Lamont..	2-1	8 4.0	0-0	.000	0-0	.000	2-4	.500	1	1	2	1.0	4	0	0	1	0	0	2	1.0
25 Williams, Calvin...	2-0	9 4.5	0-3	.000	0-0	.000	0-0	.000	2	0	2	1.0	0	0	0	1	0	0	0	0.0
02 Boidock, Billy.....	2-1	2 1.0	0-0	.000	0-0	.000	0-0	.000	0	0	0	0.0	0	0	0	0	0	0	0	0.0
Team.....									7	2	9	1.8	1		2					
-----																				
Total.....	5	1000	127-341	.372	31-125	.248	68-95	.716	87	118	205	41.0	100	1	77	66	24	38	353	70.6
Opponents.....	5	1000	134-301	.445	43-107	.402	71-114	.623	72	139	211	42.2	92	-	90	72	23	31	382	76.4

TEAM STATISTICS	CU	OPP	DATE	OPPONENT	W/L	SCORE	ATTEND
-----							
SCORING.....	353	382	*02/18/06	at Kansas State	L	60-72	9768
Points per game.....	70.6	76.4	*02/22/06	at Nebraska	L	77-93	10016
Scoring margin.....	-5.8	-	*02/25/06	MISSOURI	W	78-60	7081
FIELD GOALS-ATT.....	127-341	134-301	*03/01/06	at Kansas	L	54-75	16300
Field goal pct.....	.372	.445	*03/04/06	IOWA STATE	W	84-82	10102
3 POINT FG-ATT.....	31-125	43-107					
3-point FG pct.....	.248	.402	* = Big 12 Conference				
3-pt FG made per game..	6.2	8.6					
FREE THROWS-ATT.....	68-95	71-114					
Free throw pct.....	.716	.623					
REBOUNDS.....	205	211					
Rebounds per game.....	41.0	42.2					
Rebounding margin.....	-1.2	-					
ASSISTS.....	77	90					
Assists per game.....	15.4	18.0					
TURNOVERS.....	66	72					
Turnovers per game.....	13.2	14.4					
Turnover margin.....	+1.2	-					
Assist/turnover ratio..	1.2	1.3					
STEALS.....	38	31					
Steals per game.....	7.6	6.2					
BLOCKS.....	24	23					
Blocks per game.....	4.8	4.6					
WINNING STREAK.....	1	-					
Home win streak.....	2	-					
ATTENDANCE.....	17183	36084					
Home games-Avg/Game....	2-8592	3-12028					
Neutral site-Avg/Game..	-	0-0					

SCORE BY PERIODS:	1st	2nd	Total
-----			
Colorado.....	148	205	-
Opponents.....	163	219	-

**The Automated ScoreBook**  
**Colorado Combined Team Statistics (as of Mar 06, 2006)**  
**Conference games**

<b>RECORD:</b>	<b>OVERALL</b>	<b>HOME</b>	<b>AWAY</b>	<b>NEUTRAL</b>
<b>ALL GAMES.....</b>	<b>(9-7)</b>	<b>(7-1)</b>	<b>(2-6)</b>	<b>(0-0)</b>
<b>CONFERENCE.....</b>	<b>(9-7)</b>	<b>(7-1)</b>	<b>(2-6)</b>	<b>(0-0)</b>
<b>NON-CONFERENCE.....</b>	<b>(0-0)</b>	<b>(0-0)</b>	<b>(0-0)</b>	<b>(0-0)</b>

##	Player	GP-GS	Min--Avg	---TOTAL---		---3-PTS---		FT-FTA	Pct	---REBOUNDS---				PF	FO	A	TO	Blk	Stl	Pts	Avg								
				FG-FGA	Pct	3FG-FGA	Pct			Off	Def	Tot	Avg																
23	Roby, Richard.....	16-15	527 32.9	103-248	.415	37-110	.336	62-82	.756	30	63	93	5.8	32	1	40	41	18	35	305	19.1								
15	Copeland, Chris....	16-14	416 26.0	62-155	.400	30-84	.357	32-48	.667	27	54	81	5.1	33	0	30	27	18	9	186	11.6								
21	Hall, Marcus.....	16-11	462 28.9	54-150	.360	25-69	.362	16-23	.696	6	41	47	2.9	25	0	66	32	4	14	149	9.3								
12	Freeman, Martane...	15-4	272 18.1	43-93	.462	6-22	.273	26-40	.650	34	22	56	3.7	37	0	14	20	6	15	118	7.9								
04	Osborn, Andy.....	16-4	296 18.5	36-104	.346	30-87	.345	10-12	.833	15	36	51	3.2	32	0	11	9	9	5	112	7.0								
05	Obazuaye, Jayson...	16-10	244 15.3	29-68	.426	2-6	.333	14-29	.483	24	22	46	2.9	28	0	17	18	0	8	74	4.6								
33	Ashby, Julius.....	16-10	292 18.3	24-61	.393	0-0	.000	16-24	.667	28	40	68	4.3	45	2	11	17	20	4	64	4.0								
11	Coleman, Dominique.	13-0	181 13.9	18-48	.375	4-12	.333	9-16	.563	14	16	30	2.3	19	0	27	19	4	9	49	3.8								
01	Eddy, Glean.....	15-1	140 9.3	12-31	.387	2-6	.333	16-22	.727	13	23	36	2.4	15	0	12	15	2	0	42	2.8								
32	King-Stockton, Marcu	16-3	202 12.6	12-29	.414	0-0	.000	4-11	.364	25	33	58	3.6	28	0	7	8	10	5	28	1.8								
10	Senger, Scott.....	6-1	25 4.2	6-8	.750	0-0	.000	2-2	1.000	3	4	7	1.2	2	0	0	2	0	1	14	2.3								
25	Williams, Calvin....	5-0	34 6.8	4-10	.400	0-0	.000	3-6	.500	7	9	16	3.2	5	0	0	2	1	0	11	2.2								
30	Arrington, Lamont..	9-1	36 4.0	2-8	.250	0-0	.000	2-4	.500	3	5	8	0.9	10	0	0	4	2	0	6	0.7								
42	McGee, Antoine....	13-5	94 7.2	2-8	.250	0-1	.000	0-1	.000	2	0	2	0.2	11	0	13	3	1	3	4	0.3								
02	Boidock, Billy....	3-1	3 1.0	0-1	.000	0-1	.000	0-0	.000	0	0	0	0.0	0	0	0	0	0	0	0	0.0								
35	Perkowski, Chase...	1-0	1 1.0	0-0	.000	0-0	.000	0-0	.000	0	0	0	0.0	0	0	0	0	0	0	0	0.0								
TEAM.....											30	14	44	2.8	1			2											
Total.....		16	3225	407-1022	.398	136-398	.342	212-320	.663	261	382	643	40.2	323	3	248	219	95	108	1162	72.6								
Opponents.....		16	3225	411-957	.429	110-310	.355	241-359	.671	225	408	633	39.6	299	-	254	222	58	81	1173	73.3								

TEAM STATISTICS	CU	OPP	DATE	OPPONENT	W/L	SCORE	ATTEND	
SCORING.....	1162	1173	*01/07/06	at Texas	L	64-89	14168	
Points per game.....	72.6	73.3	*01/11/06	KANSAS	L	63-75	10586	
Scoring margin.....	-0.7	-	*01/14/06	at Missouri	W	74-71	10684	
FIELD GOALS-ATT.....	407-1022	411-957	*01/18/06	BAYLOR	W	81-48	3440	
Field goal pct.....	.398	.429	*01/21/06	at Oklahoma State	W OT	80-78	13046	
3 POINT FG-ATT.....	136-398	110-310	*01/25/06	NEBRASKA	W	81-59	6988	
3-point FG pct.....	.342	.355	*01/28/06	KANSAS STATE	W	79-75	8074	
3-pt FG made per game..	8.5	6.9	*02/05/06	at Iowa State	L	79-96	13358	
FREE THROWS-ATT.....	212-320	241-359	*02/08/06	at Texas A&M	L	58-61	6876	
Free throw pct.....	.663	.671	*02/11/06	TEXAS TECH	W	66-64	8601	
REBOUNDS.....	643	633	*02/15/06	OKLAHOMA	W	84-75	7845	
Rebounds per game.....	40.2	39.6	*02/18/06	at Kansas State	L	60-72	9768	
Rebounding margin.....	+0.6	-	*02/22/06	at Nebraska	L	77-93	10016	
ASSISTS.....	248	254	*02/25/06	MISSOURI	W	78-60	7081	
Assists per game.....	15.5	15.9	*03/01/06	at Kansas	L	54-75	16300	
TURNOVERS.....	219	222	*03/04/06	IOWA STATE	W	84-82	10102	
Turnovers per game....	13.7	13.9						
Turnover margin.....	+0.2	-	* = Big 12 Conference					
Assist/turnover ratio..	1.1	1.1						
STEALS.....	108	81						
Steals per game.....	6.8	5.1						
BLOCKS.....	95	58						
Blocks per game.....	5.9	3.6						
WINNING STREAK.....	1	-						
Home win streak.....	7	-						
ATTENDANCE.....	62717	94216						
Home games-Avg/Game....	8-7840	8-11777						
Neutral site-Avg/Game..	-	0-0						

SCORE BY PERIODS:	1st	2nd	OT	Total
Colorado.....	492	661	9	1162
Opponents.....	507	659	7	1173

**The Automated ScoreBook**  
**Colorado Combined Team Statistics (as of Mar 06, 2006)**  
**All games**

<b>RECORD:</b>	<b>OVERALL</b>	<b>HOME</b>	<b>AWAY</b>	<b>NEUTRAL</b>
<b>ALL GAMES.....</b>	<b>(19-8)</b>	<b>(14-1)</b>	<b>(4-7)</b>	<b>(1-0)</b>
<b>CONFERENCE.....</b>	<b>(9-7)</b>	<b>(7-1)</b>	<b>(2-6)</b>	<b>(0-0)</b>
<b>NON-CONFERENCE.....</b>	<b>(10-1)</b>	<b>(7-0)</b>	<b>(2-1)</b>	<b>(1-0)</b>

## Player	GP-GS	Min--Avg	---TOTAL---		---3-PTS---		FT-FTA	Pct	---REBOUNDS---				PF	FO	A	TO	Blk	Stl	Pts	Avg
			FG-FGA	Pct	3FG-FGA	Pct			Off	Def	Tot	Avg								
23 Roby, Richard.....	27-26	818 30.3	164-373	.440	61-162	.377	91-120	.758	42	109	151	5.6	50	1	72	62	24	60	480	17.8
15 Copeland, Chris....	27-25	655 24.3	113-247	.457	45-120	.375	60-87	.690	43	95	138	5.1	59	0	42	42	29	21	331	12.3
21 Hall, Marcus.....	27-20	718 26.6	98-232	.422	35-98	.357	20-30	.667	11	54	65	2.4	42	0	112	50	4	33	251	9.3
04 Osborn, Andy.....	27-15	547 20.3	75-188	.399	51-144	.354	18-24	.750	32	67	99	3.7	52	0	26	20	23	12	219	8.1
12 Freeman, Martane...	26-4	441 17.0	74-148	.500	11-37	.297	47-68	.691	52	33	85	3.3	57	0	29	31	12	27	206	7.9
05 Obazuaye, Jayson...	27-21	482 17.9	78-158	.494	3-13	.231	25-55	.455	43	57	100	3.7	48	2	39	37	4	17	184	6.8
10 Coleman, Dominique.	24-2	375 15.6	46-106	.434	7-28	.250	16-31	.516	23	41	64	2.7	36	0	51	39	5	30	115	4.8
33 Ashby, Julius.....	19-10	342 18.0	34-82	.415	0-0	.000	24-34	.706	34	53	87	4.6	47	2	14	23	23	5	92	4.8
01 Eddy, Glean.....	26-1	242 9.3	26-56	.464	8-19	.421	24-34	.706	24	43	67	2.6	21	0	18	23	3	5	84	3.2
32 King-Stockton, Marcu	27-3	322 11.9	24-57	.421	0-0	.000	5-15	.333	41	54	95	3.5	49	0	16	17	17	7	53	2.0
10 Senger, Scott.....	16-1	96 6.0	14-26	.538	0-0	.000	10-14	.714	18	13	31	1.9	6	0	7	8	5	6	38	2.4
25 Williams, Calvin....	13-0	94 7.2	8-28	.286	0-1	.000	5-13	.385	18	21	39	3.0	18	0	3	6	4	0	21	1.6
03 Carder, Kyle.....	4-0	28 7.0	7-11	.636	5-9	.556	0-0	.000	0	1	1	0.3	1	0	2	2	0	0	19	4.8
30 Arrington, Lamont..	18-1	73 4.1	6-18	.333	0-0	.000	4-9	.444	6	11	17	0.9	16	0	1	7	4	2	16	0.9
42 McGee, Antoine.....	24-5	172 7.2	3-15	.200	0-4	.000	2-4	.500	3	4	7	0.3	19	0	28	8	1	9	8	0.3
02 Boidock, Billy.....	7-1	13 1.9	2-5	.400	1-2	.500	0-0	.000	0	1	1	0.1	1	0	1	2	0	2	5	0.7
35 Perkowski, Chase...	3-0	7 2.3	1-1	1.000	0-0	.000	2-2	1.000	1	0	1	0.3	0	0	0	1	0	1	4	1.3
TEAM.....										39	28	67	2.5	1		3				

Total.....	27	5425	773-1751	.441	227-637	.356	353-540	.654	430	685	1115	41.3	523	5	461	381	158	237	2126	78.7
Opponents.....	27	5425	668-1595	.419	185-521	.355	360-551	.653	348	643	991	36.7	509	-	387	432	85	144	1881	69.7

TEAM STATISTICS	CU	OPP	DATE	OPPONENT	W/L	SCORE	ATTEND
SCORING.....	2126	1881	11/18/05	UNC WILMINGTON	W	73-54	3268
Points per game.....	78.7	69.7	11/21/05	at Colorado State	L	82-83	5868
Scoring margin.....	+9.1	-	11/26/05	vs Saint Mary's	W	73-54	5035
FIELD GOALS-ATT.....	773-1751	668-1595	11/29/05	at Penn	W	78-60	6249
Field goal pct.....	.441	.419	12/03/05	CAL POLY	W	93-75	1559
3 POINT FG-ATT.....	227-637	185-521	12/07/05	UTAH	W	76-52	2472
3-point FG pct.....	.356	.355	12/17/05	UC IRVINE	W	96-80	1416
3-pt FG made per game..	8.4	6.9	12/20/05	at TCU	W	77-59	3321
FREE THROWS-ATT.....	353-540	360-551	12/22/05	MERCER	W	117-74	2010
Free throw pct.....	.654	.653	12/31/05	DARTMOUTH	W	83-65	2534
REBOUNDS.....	1115	991	01/03/06	SAVANNAH STATE	W	116-52	1424
Rebounds per game.....	41.3	36.7	*01/07/06	at Texas	L	64-89	14168
Rebounding margin.....	+4.6	-	*01/11/06	KANSAS	L	63-75	10586
ASSISTS.....	461	387	*01/14/06	at Missouri	W	74-71	10684
Assists per game.....	17.1	14.3	*01/18/06	BAYLOR	W	81-48	3440
TURNOVERS.....	381	432	*01/21/06	at Oklahoma State	W OT	80-78	13046
Turnovers per game.....	14.1	16.0	*01/25/06	NEBRASKA	W	81-59	6988
Turnover margin.....	+1.9	-	*01/28/06	KANSAS STATE	W	79-75	8074
Assist/turnover ratio..	1.2	0.9	*02/05/06	at Iowa State	L	79-96	13358
STEALS.....	237	144	*02/08/06	at Texas A&M	L	58-61	6876
Steals per game.....	8.8	5.3	*02/11/06	TEXAS TECH	W	66-64	8601
BLOCKS.....	158	85	*02/15/06	OKLAHOMA	W	84-75	7845
Blocks per game.....	5.9	3.1	*02/18/06	at Kansas State	L	60-72	9768
WINNING STREAK.....	1	-	*02/22/06	at Nebraska	L	77-93	10016
Home win streak.....	7	-	*02/25/06	MISSOURI	W	78-60	7081
ATTENDANCE.....	77400	114689	*03/01/06	at Kansas	L	54-75	16300
Home games-Avg/Game....	15-5160	11-9969	*03/04/06	IOWA STATE	W	84-82	10102
Neutral site-Avg/Game..	-	1-5035					

\* = Big 12 Conference

SCORE BY PERIODS:	1st	2nd	OT	Total
Colorado.....	975	1142	9	2126
Opponents.....	820	1054	7	1881